

SFY 2016 MUNICIPAL DATA SHEET

ADOPTED

(Must accompany 2016 Budget)

MUNICIPALITY: Township of Woodbridge

COUNTY: Middlesex

<u>John E. McCormac</u>	<u>12/31/15</u>
Mayor's Name	Term Expires

Governing Body Members	
Name	Term Expires
<u>Kyle Anderson</u>	<u>12/31/15</u>
<u>James Carroll</u>	<u>12/31/15</u>
<u>Richard Dalina</u>	<u>12/31/17</u>
<u>Lizbeth DeJesus</u>	<u>12/31/15</u>
<u>Nancy Drumm</u>	<u>12/31/17</u>
<u>Gregory Ficarra</u>	<u>12/31/15</u>
<u>James Major</u>	<u>12/31/17</u>
<u>Debbie Meehan</u>	<u>12/31/17</u>
<u>Cory Spillar</u>	<u>12/31/15</u>

Municipal Officials	
<u>John Mitch</u>	<u>02/01/00</u>
Municipal Clerk	Date of Orig. Appt.
	C-1021
	Cert No.
<u>Richard Lorentzen</u>	<u>T1279</u>
Tax Collector	Cert No.
	N-925
	Cert No.
<u>Manuel Fernandez</u>	<u>CR00411</u>
Chief Financial Officer	Lic No.
<u>Gary W. Higgins</u>	
Registered Municipal Accountant	
<u>James Nolan</u>	
Municipal Attorney	

Official Mailing Address of Municipality

1 Main Street
Woodbridge, New Jersey 07095

 Fax #: (732) 726-2396

Please attach this to your 2016 Budget and Mail to:

Director, Division of Local Government Services
 Department of Community Affairs
 P.O. Box 803
 Trenton NJ 08625

<u>Division Use Only</u>
Municode: _____
Public Hearing Date: _____

2016 MUNICIPAL BUDGET STATE FISCAL YEAR


Municipal Budget of the Township of Woodbridge, County of Middlesex for the Fiscal Year 2016.

It is hereby certified that the Budget and Capital budget annexed hereto and hereby made a part hereof is a true copy of the Budget and Capital Budget approved by resolution of the Governing Body on the

4th day of August, 2015

and that public advertisement will be made in accordance with the provisions of N.J.S. 40A:4-6 and N.J.A.C. 5:30-4.4(d).

Certified by me, this 4th day of August, 2015


Clerk

1 Main Street

Address

Woodbridge, NJ 07064


Address

(732) 634-4500 Ext. 6450

Phone Number

It is hereby certified that the approved Budget annexed hereto and hereby made a part is an exact copy of the original on file with the Clerk of the Governing Body, that all additions are correct, all statements contained herein are in proof and the total of anticipated revenues equals the total of appropriations.

Certified by me, this 4th day of August, 2015


Registered Municipal Accountant

17-17 Route 208 North

Address

Fair Lawn, New Jersey 07410

Address

(732) 791-7100

Phone Number

It is hereby certified that the approved Budget annexed hereto and hereby made a part is an exact copy of the original on file with the Clerk of the Governing Body, that all additions are correct, all statements contained herein are in proof, the total of anticipated revenues equals the total of appropriations and the budget is in full compliance with the Local Budget Law, N.J.S. 40A:4-1 et seq.

Certified by me, this 4th day of August, 2015


Chief Financial Officer

DO NOT USE THESE SPACES

CERTIFICATION OF ADOPTED BUDGET

Do Not Advertise This Certification Form

It is hereby certified that the amount to be raised by taxation for local purposes has been compared with the approved Budget previously certified by me and any changes required as a condition to such approval have been made. The adopted budget is certified with respect to the foregoing only.

STATE OF NEW JERSEY
Department of Community Affairs
Director of the Division of Local Government Services

Dated: _____, 2015

By: _____

CERTIFICATION OF APPROVED BUDGET

It is hereby certified that the Approved Budget made part hereof complies with the requirements of law, and approval is given pursuant to N.J.S. 40A:4-79.

STATE OF NEW JERSEY
Department of Community Affairs
Director of the Division of Local Government Services

Dated: _____, 2015

By: _____

MUNICIPAL BUDGET NOTICE

SFY

Section 1.

Municipal Budget of the Township of Woodbridge, County of Middlesex for the Fiscal Year 2016.

Be it resolved, that the following statements of revenues and appropriations shall constitute the Municipal Budget for the Fiscal Year 2016.

Be It Further Resolved, that said Budget be published in the The Home News Tribune

In the issue of August 7th, 2015.

The Governing Body of the Township of Woodbridge, does hereby approve the following as the Budget for the Fiscal Year 2016.

RECORDED VOTE

(Insert last name)

Ayes

ANDERSON
CARROLL
DALINA
DEJESUS
DRUMM

FIGARRA
MAJOR
MEEHEN
SPILLAR

Nays

None

Abstained

None

Absent

None

Notice is hereby given that the Budget and Tax Resolution was approved by the Municipal Council of the Township of Woodbridge, County of Middlesex, on August 4th, 2015.

A Hearing on the Budget and Tax Resolution will be held at Municipal Building Council Chambers, on September 1st, 2015 at

6:00 o'clock ^(A.M.) ~~(P.M.)~~ at which time and place objections to said Budget and Tax Resolution for the year may be presented by taxpayers or other interested persons. (Cross out one)

**EXPLANATORY STATEMENT
SUMMARY OF CURRENT FUND SECTION OF APPROVED BUDGET**

SFY

	BUDGET SFY 2016						
General Appropriations For: (Reference to item and sheet number should be omitted in advertised budget)	xxxxxxxxxx.xx						
1. Appropriations within "CAPS" -	xxxxxxxxxx.xx						
(a) Municipal Purposes {(Item H-1, Sheet 19)(N.J.S. 40A:4-45.2)}	109,395,295.00						
2. Appropriations excluded from "CAPS"	xxxxxxxxxx.xx						
(a) Municipal Purposes {(Item H-2, Sheet 28)(N.J.S. 40A:4-45.3 as amended)}	35,288,904.00						
(b) Local School District Purposes in Municipal Budget (Item K, Sheet 29)	0.00						
Total General Appropriations excluded from "CAPS" (Item O, Sheet 29)	35,288,904.00						
3. Reserve for Uncollected Taxes (Item M, Sheet 29) - Based on Estimated 99.35% Percent of Tax Collections	2,100,000.00						
4. Total General Appropriations (Item 9, Sheet 29)	146,784,199.00						
	<table border="0"> <tr> <td style="padding-right: 20px;">Building Aid Allowance</td> <td>2015 - \$</td> <td align="right">0.00</td> </tr> <tr> <td style="padding-right: 20px;">for Schools-State Aid</td> <td>2014 - \$</td> <td align="right">0.00</td> </tr> </table>	Building Aid Allowance	2015 - \$	0.00	for Schools-State Aid	2014 - \$	0.00
Building Aid Allowance	2015 - \$	0.00					
for Schools-State Aid	2014 - \$	0.00					
5. Less: Anticipated Revenues Other Than Current Property Tax (Item 5, Sheet 11) (i.e. Surplus, Miscellaneous Revenues and Receipts from Delinquent Taxes)	57,627,572.00						
6. Difference: Amounts to be Raised by Taxes for Support of Municipal Budget (as follows)	xxxxxxxxxx.xx						
(a) Local Tax for Municipal Purposes Including Reserve for Uncollected Taxes (Item 6(a), Sheet 11)	85,582,677.00						
(b) Addition to Local District School Tax (Item 6(b), Sheet 11)	0.00						
(c) Minimum Library Tax	3,573,950.00						

EXPLANATORY STATEMENT - (Continued)

SFY

SUMMARY OF SFY 2015 APPROPRIATIONS EXPENDED AND CANCELED

	<u>General Budget</u>	<u>Parking Utility</u>	<u>Sewer Utility</u>	<u>Marina/Boat Launch Utility</u>	<u>Recreation Utility</u>
Budget Appropriations - Adopted Budget	139,230,623.60	675,134.00	27,171,888.00	106,000.00	9,028,211.00
Budget Appropriations Added by N.J.S. 40A:4-87	1,460,702.00	0.00	0.00	0.00	529,000.00
Emergency Appropriations	825,000.00	0.00	3,200,000.00	0.00	0.00
Total Appropriations	141,516,325.60	675,134.00	30,371,888.00	106,000.00	9,557,211.00
Expenditures:					
 Paid or Charged (Including Reserve for Uncollected Taxes)	136,242,918.11	623,492.49	27,992,238.00	58,483.90	8,391,686.00
 Reserved	4,611,759.11	24,604.00	1,623,680.00	0.00	915,525.00
Unexpended Balances Cancelled	661,648.38	27,037.51	755,970.00	47,516.10	250,000.00
Total Expenditures and Unexpended Balances Cancelled	141,516,325.60	675,134.00	30,371,888.00	106,000.00	9,557,211.00
Overexpenditures *	0.00	0.00	0.00	0.00	0.00

* See Budget appropriation Items so marked to the right of column "Expended SFY 2015 Reserved."

Explanation of Appropriations for "Other Expenses"

The amounts appropriated under the title of "Other Expenses" are for operating costs other than "Salaries & Wages"

Some of the items included in "Other Expenses" are:

- Materials, supplies and non-bondable equipment;
- Repairs and maintenance of buildings, equipment, roads, etc.,
- Contractual services for garbage and trash removal, fire hydrant service, aid to volunteer fire companies, etc.;
- Printing and advertising, utility services, Insurance and many other items essential to the services rendered by municipal government.

EXPLANATORY STATEMENT - (Continued)		SFY																																		
BUDGET MESSAGE																																				
<p>I. Appropriations "CAPS"</p> <p>Chapter 68, Public Laws of 2006 and the 1990 Revisions of Chapter 74, places limits on municipal expenditures commonly referred to as the "CAP", which is actually calculated by a method established by law.</p> <p>The actual calculation is somewhat complex, but in general it works as follows: Starting with the 2015 budget for Total General Appropriations, the following figures are deducted: Reserve for Uncollected Taxes, Debt Service, Capital Improvements, Emergency Authorizations and State and Federal Aid. Multiply this figure by 1%. This gives you the basic "CAP" or the increase in appropriations over the 2015 Total General Appropriations.</p> <p>In addition to the increase allowed above, other increases are allowed:</p> <ul style="list-style-type: none"> --Increases funded by the added valuation from new construction --Amounts approved by referendum --Amounts available from prior year "CAP" banks --"CAP" index ordinance --Approval by the Director and the Local Finance Board as an exception to the spending limitation 	<p>II. Appropriation "CAP" (Continued)</p> <p>The actual "CAP" for this municipality is subject to review and approval by the Division of Local Government Services in the State Department of Community Affairs. The calculation upon which this budget was prepared is as follows:</p> <table style="width: 100%; border-collapse: collapse;"> <tr> <td style="width: 80%;">Total Appropriations for the SFY 2015 Budget</td> <td style="text-align: right; width: 20%;">\$ 139,230,624</td> </tr> <tr> <td colspan="2">Less:</td> </tr> <tr> <td>Reserve for Uncollected Taxes</td> <td style="text-align: right;">\$ 600,000</td> </tr> <tr> <td>Interlocal Service Agreements</td> <td style="text-align: right;">5,903,926</td> </tr> <tr> <td>Capital Improvements</td> <td style="text-align: right;">600,000</td> </tr> <tr> <td>Municipal Debt Service</td> <td style="text-align: right;">18,122,029</td> </tr> <tr> <td>Other Operations Excluded from "CAP"</td> <td style="text-align: right;">5,881,230</td> </tr> <tr> <td>Deferred Charges</td> <td style="text-align: right;">2,075,336</td> </tr> <tr> <td>Total Public & Private Programs</td> <td style="text-align: right;"><u>760,587</u></td> </tr> <tr> <td>Total Modifications</td> <td style="text-align: right;"><u>33,943,108</u></td> </tr> <tr> <td>Amount Which "CAP" is Applied</td> <td style="text-align: right;">105,287,516</td> </tr> <tr> <td>1.0% "CAP"</td> <td style="text-align: right;">1,052,875</td> </tr> <tr> <td>Additional "CAP" (2.5%) - COLA</td> <td style="text-align: right;">2,632,188</td> </tr> <tr> <td>SFY 2015 CAP Bank</td> <td style="text-align: right;">1,558</td> </tr> <tr> <td>Value of New Construction</td> <td style="text-align: right;"><u>421,480</u></td> </tr> <tr> <td>Total General Appropriations for Municipal Purposes Within "CAP"</td> <td style="text-align: right;"><u>\$ 109,395,617</u></td> </tr> <tr> <td>Total General Appropriations Subject to "CAP" Set forth in this Budget</td> <td style="text-align: right;"><u>\$ 109,395,295</u></td> </tr> </table>	Total Appropriations for the SFY 2015 Budget	\$ 139,230,624	Less:		Reserve for Uncollected Taxes	\$ 600,000	Interlocal Service Agreements	5,903,926	Capital Improvements	600,000	Municipal Debt Service	18,122,029	Other Operations Excluded from "CAP"	5,881,230	Deferred Charges	2,075,336	Total Public & Private Programs	<u>760,587</u>	Total Modifications	<u>33,943,108</u>	Amount Which "CAP" is Applied	105,287,516	1.0% "CAP"	1,052,875	Additional "CAP" (2.5%) - COLA	2,632,188	SFY 2015 CAP Bank	1,558	Value of New Construction	<u>421,480</u>	Total General Appropriations for Municipal Purposes Within "CAP"	<u>\$ 109,395,617</u>	Total General Appropriations Subject to "CAP" Set forth in this Budget	<u>\$ 109,395,295</u>	
Total Appropriations for the SFY 2015 Budget	\$ 139,230,624																																			
Less:																																				
Reserve for Uncollected Taxes	\$ 600,000																																			
Interlocal Service Agreements	5,903,926																																			
Capital Improvements	600,000																																			
Municipal Debt Service	18,122,029																																			
Other Operations Excluded from "CAP"	5,881,230																																			
Deferred Charges	2,075,336																																			
Total Public & Private Programs	<u>760,587</u>																																			
Total Modifications	<u>33,943,108</u>																																			
Amount Which "CAP" is Applied	105,287,516																																			
1.0% "CAP"	1,052,875																																			
Additional "CAP" (2.5%) - COLA	2,632,188																																			
SFY 2015 CAP Bank	1,558																																			
Value of New Construction	<u>421,480</u>																																			
Total General Appropriations for Municipal Purposes Within "CAP"	<u>\$ 109,395,617</u>																																			
Total General Appropriations Subject to "CAP" Set forth in this Budget	<u>\$ 109,395,295</u>																																			

NOTE: Sheet 3b [/Sheet3b(1)]

MANDATORY MINIMUM BUDGET MESSAGE MUST INCLUDE A SUMMARY OF:

1. HOW THE 1977 "CAP" WAS CALCULATED. (Explain in words what the "CAPS" mean and show the figures.)
2. 2010 "CAP" LEVY CAP WORKBOOK SUMMARY
3. A SUMMARY BY FUNCTION OF THE APPROPRIATIONS THAT ARE SPREAD AMONG MORE THAN ONE OFFICIAL LINE ITEM (e.g. if Police S&W appears in the regular section and also under "Operations Excluded from "CAPS" section, combine the

[Extra Sheet]	EXPLANATORY STATEMENT - (Continued)		SFY																																																																																																																											
	BUDGET MESSAGE																																																																																																																													
<p>III. Tax Levy Cap Chapter 44 of the Laws of 2010 established a formula that limits increases in the municipal tax levy. The levy cap is in addition to the existing appropriation CAP for municipalities. The core of the formula is a 2.0% increase to the previous year's tax levy, which is then subject to various modifications, exclusions and waiver requests. The formula to calculate the SFY 2016 tax levy CAP is as follows:</p> <table style="width:100%; border-collapse: collapse;"> <tr> <td style="width:40%;">Total Amount to be Raised by Taxation for SFY 2015-Amount on Which "CAP" is Applied</td> <td style="width:10%;"></td> <td style="width:10%; text-align: right;">\$ 82,709,327</td> <td style="width:30%;"></td> </tr> <tr> <td>Less:</td> <td></td> <td></td> <td></td> </tr> <tr> <td> Prior Year Recycling Tax</td> <td style="text-align: right;">\$ 120,000</td> <td></td> <td></td> </tr> <tr> <td> Prior Year Deferred Charges</td> <td style="text-align: right;"><u>1,985,336</u></td> <td></td> <td></td> </tr> <tr> <td></td> <td></td> <td style="text-align: right;">2,105,336</td> <td></td> </tr> <tr> <td></td> <td></td> <td style="text-align: right;">80,603,991</td> <td></td> </tr> <tr> <td>Plus:</td> <td></td> <td></td> <td></td> </tr> <tr> <td> 2% CAP</td> <td></td> <td style="text-align: right;"><u>1,612,080</u></td> <td></td> </tr> <tr> <td>Adjusted Tax Levy Prior to Exclusions</td> <td></td> <td style="text-align: right;">82,216,071</td> <td></td> </tr> <tr> <td>Exclusions</td> <td></td> <td></td> <td></td> </tr> <tr> <td> Increase in Debt Service</td> <td style="text-align: right;">\$ 1,648,160</td> <td></td> <td></td> </tr> <tr> <td> Increase in Deferred Charges-Unfunded</td> <td style="text-align: right;">25,859</td> <td></td> <td></td> </tr> <tr> <td> Recycling Tax</td> <td style="text-align: right;">120,000</td> <td></td> <td></td> </tr> <tr> <td> Increase in Capital Improvement Fund</td> <td style="text-align: right;">801,000</td> <td></td> <td></td> </tr> <tr> <td> Increase in Health Insurance</td> <td style="text-align: right;">789,129</td> <td></td> <td></td> </tr> <tr> <td> Increase in Pension Contribution</td> <td style="text-align: right;"><u>485,800</u></td> <td></td> <td></td> </tr> <tr> <td>Total Exclusions</td> <td></td> <td style="text-align: right;">3,869,948</td> <td></td> </tr> <tr> <td>Less: Cancelled or Unexpended Exclusions</td> <td></td> <td style="text-align: right;"><u>2</u></td> <td></td> </tr> <tr> <td>Adjusted Tax Levy Before Additions</td> <td></td> <td style="text-align: right;">86,086,017</td> <td></td> </tr> <tr> <td>Additions:</td> <td></td> <td></td> <td></td> </tr> <tr> <td> SFY 2014 Bank</td> <td></td> <td style="text-align: right;">107,383</td> <td></td> </tr> <tr> <td> SFY 2015 Bank</td> <td></td> <td style="text-align: right;">2,235,994</td> <td></td> </tr> <tr> <td> Value of New Construction</td> <td></td> <td style="text-align: right;"><u>421,480</u></td> <td></td> </tr> <tr> <td>Maximum Allowable Amount to be Raised by Taxation for SFY 2016</td> <td></td> <td style="text-align: right;"><u>\$ 88,850,874</u></td> <td></td> </tr> <tr> <td>Amount to be Raised by Taxation Set Forth in this Budget</td> <td></td> <td style="text-align: right;"><u>\$ 85,582,677</u></td> <td></td> </tr> </table>	Total Amount to be Raised by Taxation for SFY 2015-Amount on Which "CAP" is Applied		\$ 82,709,327		Less:				Prior Year Recycling Tax	\$ 120,000			Prior Year Deferred Charges	<u>1,985,336</u>					2,105,336				80,603,991		Plus:				2% CAP		<u>1,612,080</u>		Adjusted Tax Levy Prior to Exclusions		82,216,071		Exclusions				Increase in Debt Service	\$ 1,648,160			Increase in Deferred Charges-Unfunded	25,859			Recycling Tax	120,000			Increase in Capital Improvement Fund	801,000			Increase in Health Insurance	789,129			Increase in Pension Contribution	<u>485,800</u>			Total Exclusions		3,869,948		Less: Cancelled or Unexpended Exclusions		<u>2</u>		Adjusted Tax Levy Before Additions		86,086,017		Additions:				SFY 2014 Bank		107,383		SFY 2015 Bank		2,235,994		Value of New Construction		<u>421,480</u>		Maximum Allowable Amount to be Raised by Taxation for SFY 2016		<u>\$ 88,850,874</u>		Amount to be Raised by Taxation Set Forth in this Budget		<u>\$ 85,582,677</u>		<p>IV. Employee Group Insurance Pursuant to Chapter 78 of the Laws of 2011 local governments shall begin collecting employee contributions to offset employer health care costs. This law applies to all employees and will be effective upon the completion of any labor contracts that were in effect at the time the law was enacted. Setforth below is information required to be disclosed pertaining to employee group insurance:</p> <table style="width:100%; border-collapse: collapse;"> <tr> <td style="width:40%;">Total Anticipated Cost</td> <td style="width:10%;"></td> <td style="width:10%; text-align: right;">\$ 24,724,000</td> <td style="width:30%;"></td> </tr> <tr> <td> Less: Employee Contributions</td> <td></td> <td style="text-align: right;"><u>2,740,000</u></td> <td></td> </tr> <tr> <td>Employer Share Per Budget</td> <td></td> <td style="text-align: right;"><u>21,984,000</u></td> <td></td> </tr> <tr> <td>Within "CAPS"</td> <td></td> <td style="text-align: right;">21,610,456</td> <td></td> </tr> <tr> <td>Excluded from "CAPS"</td> <td></td> <td style="text-align: right;"><u>373,544</u></td> <td></td> </tr> <tr> <td></td> <td></td> <td style="text-align: right;"><u>21,984,000</u></td> <td></td> </tr> </table>	Total Anticipated Cost		\$ 24,724,000		Less: Employee Contributions		<u>2,740,000</u>		Employer Share Per Budget		<u>21,984,000</u>		Within "CAPS"		21,610,456		Excluded from "CAPS"		<u>373,544</u>				<u>21,984,000</u>		
Total Amount to be Raised by Taxation for SFY 2015-Amount on Which "CAP" is Applied		\$ 82,709,327																																																																																																																												
Less:																																																																																																																														
Prior Year Recycling Tax	\$ 120,000																																																																																																																													
Prior Year Deferred Charges	<u>1,985,336</u>																																																																																																																													
		2,105,336																																																																																																																												
		80,603,991																																																																																																																												
Plus:																																																																																																																														
2% CAP		<u>1,612,080</u>																																																																																																																												
Adjusted Tax Levy Prior to Exclusions		82,216,071																																																																																																																												
Exclusions																																																																																																																														
Increase in Debt Service	\$ 1,648,160																																																																																																																													
Increase in Deferred Charges-Unfunded	25,859																																																																																																																													
Recycling Tax	120,000																																																																																																																													
Increase in Capital Improvement Fund	801,000																																																																																																																													
Increase in Health Insurance	789,129																																																																																																																													
Increase in Pension Contribution	<u>485,800</u>																																																																																																																													
Total Exclusions		3,869,948																																																																																																																												
Less: Cancelled or Unexpended Exclusions		<u>2</u>																																																																																																																												
Adjusted Tax Levy Before Additions		86,086,017																																																																																																																												
Additions:																																																																																																																														
SFY 2014 Bank		107,383																																																																																																																												
SFY 2015 Bank		2,235,994																																																																																																																												
Value of New Construction		<u>421,480</u>																																																																																																																												
Maximum Allowable Amount to be Raised by Taxation for SFY 2016		<u>\$ 88,850,874</u>																																																																																																																												
Amount to be Raised by Taxation Set Forth in this Budget		<u>\$ 85,582,677</u>																																																																																																																												
Total Anticipated Cost		\$ 24,724,000																																																																																																																												
Less: Employee Contributions		<u>2,740,000</u>																																																																																																																												
Employer Share Per Budget		<u>21,984,000</u>																																																																																																																												
Within "CAPS"		21,610,456																																																																																																																												
Excluded from "CAPS"		<u>373,544</u>																																																																																																																												
		<u>21,984,000</u>																																																																																																																												

NOTE: Sheet3b_i [Sheet3b(2)] [Extra Sheet]
 MANDATORY MINIMUM BUDGET MESSAGE MUST INCLUDE A SUMMARY OF:
 1. HOW THE LEVY AND APPROPRIATION "CAP" WAS CALCULATED. (Explain in words what the "CAPS" mean and show the figures.)
 2. A SUMMARY BY FUNCTION OF THE APPROPRIATIONS THAT ARE SPREAD AMONG MORE THAN ONE OFFICIAL LINE ITEM
 (e.g. if Police S & W appears in the regular section and also under "Operations Excluded from "CAPS"" section, combine the figures for purposes of citizen understanding.) Township Of Woodbridge [Code 1225], Middlesex County - SFY 2016 Budget
(See Management section of Budget Manual)

CURRENT FUND - ANTICIPATED REVENUES

SFY

GENERAL REVENUES	FCOA	Anticipated		Realized in Cash in SFY 2015
		for SFY 2016	for SFY 2015	
1. Surplus Anticipated	08-101	10,106,783.97	11,560,514.60	11,560,514.60
2. Surplus Anticipated with Prior Written Consent of Director of Local Government Services	08-102			
Total Surplus Anticipated	08-100	10,106,783.97	11,560,514.60	11,560,514.60
3. Miscellaneous Revenues - Section A: Local Revenues	xxxxxxx	xxxxxxxxxx.xx	xxxxxxxxxx.xx	xxxxxxxxxx.xx
Licenses:	xxxxxxx	xxxxxxxxxx.xx	xxxxxxxxxx.xx	xxxxxxxxxx.xx
Alcoholic Beverages	08-103	104,777.00	133,563.00	104,777.00
Other	08-104	270,568.00	269,898.00	270,568.00
Fees and Permits	08-105	473,235.00	440,550.00	473,235.00
Fines and Costs:	xxxxxxx	xxxxxxxxxx.xx	xxxxxxxxxx.xx	xxxxxxxxxx.xx
Municipal Court	08-110	1,909,336.00	2,868,795.00	2,288,641.00
Other	08-109			
Interest and Costs on Taxes	08-112	450,000.00	600,195.00	585,123.00
Interest and Costs on Assessments	08-115			
Parking Meters	08-111			
Interest on Investments and Deposits	08-113	35,000.00	25,000.00	74,689.00
Anticipated Utility Operating Surplus	08-114			

CURRENT FUND - ANTICIPATED REVENUES (Continued)

SFY

GENERAL REVENUES	FCOA	Anticipated		Realized in Cash in SFY 2015
		for SFY 2016	for SFY 2015	
3. Miscellaneous Revenues - Section A: Local Revenues (Continued):				
Cable Television Franchise Fees	08-120	289,954.00	280,245.00	289,954.00
Police Reports	08-125	45,624.00	44,951.00	45,624.00
Recycling Fees	08-135	339,848.00	384,443.00	339,848.00
Impound Yard Fees	08-140	118,016.00	139,803.00	118,016.00
Total Section A: Local Revenue - Includes Total of "Group 3." items from Sheet 4	08-001	4,036,358.00	5,187,443.00	4,590,475.00

CURRENT FUND - ANTICIPATED REVENUES (Continued)

SFY

GENERAL REVENUES

GENERAL REVENUES	FCOA	Anticipated		Realized in Cash in SFY 2015
		for SFY 2016	for SFY 2015	
3. Miscellaneous Revenues - Section B: State Aid Without Offsetting Appropriations				
Consolidated Municipal Property Tax Relief Aid	09-200	212,703.00	558,379.00	558,379.00
Energy Receipts Tax (P.L. 1997, Chapters 162 & 167)	09-202	23,021,366.00	22,675,690.00	22,675,690.00
Total Section B: State Aid Without Offsetting Appropriations	09-001	23,234,069.00	23,234,069.00	23,234,069.00

CURRENT FUND - ANTICIPATED REVENUES (Continued)

SFY

GENERAL REVENUES	FCOA	Anticipated		Realized in Cash
		for SFY 2016	for SFY 2015	in SFY 2015
3. Miscellaneous Revenues - Section C: Dedicated Uniform Construction Code Fees Offset with Appropriations (N.J.S. 40A:4-36 and N.J.A.C. 5:23-4.17)	xxxxxx	xxxxxxxxxxx.xx	xxxxxxxxxxx.xx	xxxxxxxxxxx.xx
Uniform Construction Code Fees	08-160	1,900,000.00	1,600,000.00	2,089,614.00
Special Item of General Revenue Anticipated with Prior Written Consent of Director of Local Government Services:	xxxxxx	xxxxxxxxxxx.xx	xxxxxxxxxxx.xx	xxxxxxxxxxx.xx
Additional Dedicated Uniform Construction Code Fees offset with Appropriations (N.J.S. 40A:4-45.3h and N.J.S.A. 5:23-4.17):	xxxxxx	xxxxxxxxxxx.xx	xxxxxxxxxxx.xx	xxxxxxxxxxx.xx
Uniform Construction Code Fees	08-160			
Total Section C: Dedicated Uniform Construction Code Fees Offset with Appropriations	08-002	1,900,000.00	1,600,000.00	2,089,614.00

CURRENT FUND - ANTICIPATED REVENUES (Continued)**SFY**

GENERAL REVENUES	FCOA	Anticipated		Realized in Cash in SFY 2015
		for SFY 2016	for SFY 2015	
3. Miscellaneous Revenues - Section F: Special Items of General Revenue Anticipated with Prior Written Consent of Director of Local Government Services - Public and Private Revenues Offset with Appropriations:	xxxxxx	xxxxxxxxxx.xx	xxxxxxxxxx.xx	xxxxxxxxxx.xx
Municipal Alliance	10-785	85,447.00	82,447.00	82,447.00
Edward Byrne - Justice Assistance Grant	10-865		14,791.00	14,791.00
Middlesex County - History Grant	10-701		2,500.00	2,500.00
Alcohol Education, Rehabilitation & Enforcement	10-745	7,956.00	4,490.00	4,490.00
Recycling Tonnage Grant	10-770		165,414.00	165,414.00
Drive Sover or Get Pulled Over - Labor Day	10-703		5,000.00	5,000.00
MCIA Recycling Assistance Grant	10-704		95,950.00	95,950.00
Middlesex County - Multi Service Program	10-705	38,000.00	32,000.00	32,000.00
Clean Communitites Grant	10-706	176,297.00	145,005.00	145,005.00
Safe & Secure Communitites	10-707	60,000.00	60,000.00	60,000.00
NJDOT Municipal Aid Program Grant	10-709		368,700.00	368,700.00
Body Armor	10-710		17,708.00	17,708.00
Pedestrian Safety	10-711		11,000.00	11,000.00
Cops In Shops	10-713		2,400.00	2,400.00
EMAA Grant	10-714		10,000.00	10,000.00
HDSRF - Remedial Investigation	10-715		92,476.00	92,476.00
Drive Sover or Get Pulled Over - Year End	10-716		7,500.00	7,500.00
American Beverage Packers	10-717		50,000.00	50,000.00
PSPAG - Community Neighborhood Plans	10-718		110,000.00	110,000.00

CURRENT FUND - ANTICIPATED REVENUES (Continued)

SFY

GENERAL REVENUES	FCOA	Anticipated		Realized in Cash in SFY 2015
		for SFY 2016	for SFY 2015	
3. Miscellaneous Revenues - Section F: Special Items of General Revenue Anticipated with Prior Written Consent of Director of Local Government Services - Public and Private Revenues Offset with Appropriations (continued):	xxxxxxx	xxxxxxxxxx.xx	xxxxxxxxxx.xx	xxxxxxxxxx.xx
HDSRF - Industrial Highway Corp	10-721		20,701.00	20,701.00
HDSRF - Alibani Property	10-722		98,762.00	98,762.00
Shaping NJ Healthy Community Grant	10-723		12,000.00	12,000.00
Distracted Driving Statewide Crackdown	10-724		5,000.00	5,000.00
Pedestrian Safety Grant - Additional	10-725		9,000.00	9,000.00
Transportation Alt Program	10-726		688,000.00	688,000.00
Multi Services Additional Funding	10-727		6,000.00	6,000.00
Municipal Alliance Extension Funding	10-728		41,719.00	41,719.00
Drunk Driving Enforcement Fund	10-729	17,492.00	21,226.00	21,226.00
OEM Salary Grant	10-730		10,000.00	10,000.00
Recreation Opportunities for Individuals with Disabilities	10-731		20,000.00	20,000.00
Food Pantry Accessibility Project Grant	10-732		1,500.00	1,500.00
Green Acres Matching Grant	10-733	52,500.00		
Highland Grove Donation	10-734	817.00		
Total Section F: Special Item of General Revenue Anticipated with Prior Written	xxxxxxx	xxxxxxxxxx.xx	xxxxxxxxxx.xx	xxxxxxxxxx.xx
Consent of Director of Local Government Services - Public and Private Revenues	10-001	438,509.00	2,211,289.00	2,211,289.00

CURRENT FUND - ANTICIPATED REVENUES (Continued)

SFY

GENERAL REVENUES	FCOA	Anticipated		Realized in Cash in SFY 2015
		for SFY 2016	for SFY 2015	
3. Miscellaneous Revenues - Section G: Special Items of General Revenue Anticipated with Prior Written Consent of Director of Local Government Services - Other Special Items:	xxxxxx	xxxxxxxxxx.xx	xxxxxxxxxx.xx	xxxxxxxxxx.xx
Utility Operating Surplus of Prior Year	08-116			
Uniform Fire Safety Act	08-106			
Reserve for Sale of Municipal Assets	08-107	208,776.00	115,424.00	115,424.00
Payment in Lieu of Taxes - Wakefern	08-108	558,695.00	546,509.00	546,509.00
Payment in Lieu of Taxes - Woodbridge Housing Authority	08-109	124,706.00	125,504.00	124,706.00
Tower Lease Revenue	08-110	126,925.00	138,038.00	126,925.00
Payment in Lieu of Taxes - Quality Way Urban Renewal (Forest City Ratner)	08-111	634,128.00	511,771.00	243,549.00
Payment in Lieu of Taxes - Marriot Renaissance	08-112	308,775.00	292,921.00	292,921.00
Payment in Lieu of Taxes - Kona Grill	08-113	33,583.00	31,799.00	31,800.00
Hotel Tax	08-114	1,150,000.00	1,000,000.00	1,255,819.00
WTT-35 Bulletin Board Sponsors	08-115	2,450.00	3,575.00	2,450.00
Woodbridge Works Sponsors	08-116	15,000.00	18,648.00	15,915.00
Payment in Lieu of Taxes - WHA/Maple Tree - Avenel Manor	08-117	34,620.00	30,554.00	34,620.00
Payment in Lieu of Taxes - Tilcon	08-118	83,326.00	83,326.00	84,263.00
Global Fabrication Lease	08-119	22,000.00	22,224.00	22,224.00
Property Tax Deduction Administration Fee	08-120	18,629.00	19,355.00	18,629.00
Host Community Benefits Fees	08-121	9,000.00	102,152.00	9,057.00
Captial Fund Balance	08-122	406,589.00		
Payment in Lieu of Taxes - RPS Ground (FedEx)	08-123	774,519.00	757,974.00	757,975.00

CURRENT FUND - ANTICIPATED REVENUES (Continued)

SFY

GENERAL REVENUES	FCOA	Anticipated		Realized in Cash in SFY 2015
		for SFY 2016	for SFY 2015	
3. Miscellaneous Revenues - Section G: Special Items of General Revenue Anticipated with Prior Written Consent of Director of Local Government Services - Other Special Items (continued):	xxxxxx	xxxxxxxxxx.xx	xxxxxxxxxx.xx	xxxxxxxxxx.xx
Payment in Lieu of Taxes - GPS Ground (FedEx) Additional	08-124	79,305.00		
Payment in Lieu of Taxes - Amazon	08-125	299,060.00		
Payment in Lieu of Taxes - Amazon Prior Year	08-126	243,363.00		
Payment in Lieu of Taxes - Prologis (Port Reading) 1	08-127	942,354.00	900,772.00	922,600.00
Payment in Lieu of Taxes - Prologis 2 1005	08-128	1,343,757.00		
Payment in Lieu of Taxes - Prologis 2 1005 Prior Year	08-129	880,596.00		
Payment in Lieu of Taxes - Prologis 3 1009	08-130	1,058,666.00		
Payment in Lieu of Taxes - Prologis 3 1009 Prior Year	08-131	865,122.00		
Payment in Lieu of Taxes - Prologis 4 1115	08-132	307,240.00		
Payment in Lieu of Taxes - Prologis 4 1115 Prior Year	08-133	201,342.00		
Payment in Lieu of Taxes - Preferred Freezer	08-134	310,527.00		
Payment in Lieu of Taxes - Preferred Freezer Prior Year	08-135	51,786.00		
Reserve - Amount Due From Recreation Utility Operating Fund	08-136	577,780.00		
Reserve - Amount Due From Parking Utility Operating Fund	08-137	83,866.00		
Reserve for Bond Issuance Costs	08-138	8,851.12		
Reserve for Payment of Bonds	08-139	43,460.86		
Reserve for Preliminary Expenses	08-140	801.05		
Total Section G: Special Item of General Revenue Anticipated with Prior Written	xxxxxx	xxxxxxxxxx.xx	xxxxxxxxxx.xx	xxxxxxxxxx.xx
Consent of Director of Local Government Services - Other Special Items	08-004	11,809,598.03	4,700,546.00	4,605,386.00

CURRENT FUND - ANTICIPATED REVENUES (Continued)

SFY

GENERAL REVENUES	FCOA	Anticipated		Realized in Cash in SFY 2015
		for SFY 2016	for SFY 2015	
SUMMARY OF REVENUES	xxxxxx	xxxxxxxx.xx	xxxxxxxx.xx	xxxxxxxx.xx
1. Surplus Anticipated (Sheet 4, #1)	08-101	10,106,783.97	11,560,514.60	11,560,514.60
2. Surplus Anticipated with Prior Written Consent of Director of Local Government Services (Sheet 4, #2)	08-102	0.00	0.00	0.00
3. Miscellaneous Revenues:	xxxxxx	xxxxxxxx.xx	xxxxxxxx.xx	xxxxxxxx.xx
Total Section A: Local Revenues	08-001	4,036,358.00	5,187,443.00	4,590,475.00
Total Section B: State Aid Without Offsetting Appropriations	09-001	23,234,069.00	23,234,069.00	23,234,069.00
Total Section C: Dedicated Uniform Construction Code Fees Offset with Appropriations	08-002	1,900,000.00	1,600,000.00	2,089,614.00
Total Section D: Special Items of General Revenue Anticipated with Prior Written Consent of Director of Local Government Service-Shared Services Agreements	11-001	6,052,254.00	5,903,926.00	5,916,291.00
Total Section E: Special Items of General Revenue Anticipated with Prior Written Consent of Director of Local Government Services - Additional Revenues Offset with Appropriations	08-003	0.00	0.00	0.00
Total Section F: Special Items of General Revenue Anticipated with Prior Written Consent of Director of Local Government Services - Public and Private Revenues Offset with Appropriations	10-001	438,509.00	2,211,289.00	2,211,289.00
Total Section G: Special Items of General Revenue Anticipated with Prior Written Consent of Director of Local Government Services - Other Special Items	08-004	11,809,598.03	4,700,546.00	4,605,386.00
Total Miscellaneous Revenues	13-099	47,470,788.03	42,837,273.00	42,647,124.00
4. Receipts from Delinquent Taxes	15-499	50,000.00	50,000.00	201,938.00
5. Subtotal General Revenues (Items 1,2,3 and 4)	13-199	57,627,572.00	54,447,787.60	54,409,576.60
6. Amount to be Raised by Taxes for Support of Municipal Budget:	xxxxxx			
a) Local Tax for Municipal Purposes Including Reserve for Uncollected Taxes	07-190	85,582,677.00	82,709,327.00	xxxxxxxx.xx
b) Addition to Local District School Tax	07-191	0.00		xxxxxxxx.xx
c) Minimum Library Tax	07-192	3,573,950.00	3,534,211.00	
Total Amount to be Raised by Taxes for Support of Municipal Budget	07-199	89,156,627.00	86,243,538.00	89,292,158.00
7. Total General Revenues	13-299	146,784,199.00	140,691,325.60	143,701,734.60

CURRENT FUND - APPROPRIATIONS

8. GENERAL APPROPRIATIONS (A) Operations - within "CAPS"	FCOA	Appropriated				Expended SFY 2015	
		for SFY 2016	for SFY 2015	for SFY 2015 By Emergency Appropriation	Total for SFY 2015 As Modified By All Transfers	Paid or Charged	Reserved
General Administration	20-100						
Salaries and Wages	20-100-1	1,236,970.00	1,135,590.00		1,200,850.00	1,200,330.57	519.43
Other Expenses	20-100-2	831,850.00	741,470.00		741,470.00	653,761.59	87,708.41
Human Resources (Personnel)	20-105						
Salaries and Wages	20-105-1	244,779.00	236,548.00		239,300.00	239,299.50	0.50
Other Expenses	20-105-2	19,300.00	19,300.00		19,300.00	14,140.37	5,159.63
Audit Services	20-135						
Other Expenses	20-135-2	87,000.00	87,000.00		87,000.00	0.00	87,000.00
Mayor and Council	20-110						
Salaries and Wages	20-110-1	277,285.00	264,719.00		264,719.00	255,452.03	9,266.97
Other Expenses	20-110-2	49,450.00	44,150.00		44,150.00	22,770.99	21,379.01
Municipal Clerk	20-120						
Salaries and Wages	20-120-1	366,399.00	354,865.00		354,865.00	341,587.75	13,277.25
Other Expenses	20-120-2	85,925.00	97,275.00		97,275.00	37,980.96	59,294.04
Financial Administration	20-130						
Salaries and Wages	20-130-1	505,558.00	483,998.00		483,998.00	465,426.70	18,571.30
Other Expenses	20-130-2	80,725.00	72,225.00		72,225.00	68,455.74	3,769.26
Revenue Administration	20-145						
Salaries and Wages	20-145-1	282,255.00	270,505.00		270,505.00	263,421.47	7,083.53
Other Expenses	20-145-2	19,975.00	9,975.00		19,975.00	19,054.08	920.92

CURRENT FUND - APPROPRIATIONS

8. GENERAL APPROPRIATIONS (A) Operations - within "CAPS" - (cont'd)	FCOA	Appropriated				Expended SFY 2015	
		for SFY 2016	for SFY 2015	for SFY 2015 By Emergency Appropriation	Total for SFY 2015 As Modified By All Transfers	Paid or Charged	Reserved
Tax Assessment Administration	20-150						
Salaries and Wages	20-150-1	279,840.00	269,968.00		272,775.30	272,775.30	0.00
Other Expenses	20-150-2	57,354.00	46,910.00		46,910.00	46,548.01	361.99
Legal Services	20-155						
Salaries and Wages	20-155-1	213,234.00	177,972.00		180,014.00	180,013.82	0.18
Other Expenses	20-155-2	1,110,100.00	1,110,200.00		1,170,200.00	1,050,537.64	119,662.36
Engineering Services	20-165						
Salaries and Wages	20-165-1	872,652.00	785,522.00		810,522.00	784,081.69	26,440.31
Other Expenses	20-165-2	227,425.00	171,525.00		171,525.00	166,881.71	4,643.29
Planning Board	21-180						
Salaries and Wages	21-180-1	460,871.00	417,644.00		417,644.00	411,406.99	6,237.01
Other Expenses	21-180-2	50,950.00	41,910.00		41,910.00	41,463.26	446.74
Zoning Board of Adjustment	21-185						
Salaries and Wages	21-185-1	54,886.00	50,117.00		61,117.00	60,847.29	269.71
Other Expenses	21-185-2	24,850.00	19,100.00		19,100.00	15,115.84	3,984.16
Other Code Enforcement Functions	22-200						
Salaries and Wages	22-200-1	317,569.00	291,847.00		291,847.00	291,387.08	459.92
Redevelopment							
Other Expenses	20-170-2	200,000.00	150,000.00		211,025.00	211,025.00	0.00

CURRENT FUND - APPROPRIATIONS

8. GENERAL APPROPRIATIONS (A) Operations - within "CAPS" - (cont'd)	FCOA	Appropriated				Expended SFY 2015	
		for SFY 2016	for SFY 2015	for SFY 2015 By Emergency Appropriation	Total for SFY 2015 As Modified By All Transfers	Paid or Charged	Reserved
Unemployment Insurance	23-225						
Other Expenses	23-225-2	240,000.00	240,000.00		240,000.00	240,000.00	0.00
Police Department	25-240						
Salaries and Wages	25-240-1	26,252,243.00	26,709,438.00		26,326,646.22	25,738,349.85	588,296.37
Other Expenses	25-240-2	1,980,250.00	2,132,250.00		2,132,250.00	1,623,810.80	508,439.20
Office of Emergency Management	25-252						
Other Expenses	25-252-2	94,400.00	63,700.00		63,700.00	58,809.11	4,890.89
Aid to Volunteer Ambulance Companies	25-260						
Other Expenses	25-260-2	245,000.00	490,000.00		490,000.00	270,519.65	219,480.35
Contribution	25-260-3	245,000.00					
Municipal Prosecutor's Office	25-275						
Salaries and Wages	25-275-1	124,462.00	116,345.00		124,428.00	124,427.57	0.43
Streets and Road Maintenance	26-290						
Salaries and Wages	26-290-1	4,759,585.00	4,918,168.00		4,918,168.00	4,595,732.12	322,435.88
Other Expenses	26-290-2	657,175.00	578,525.00		632,275.00	605,947.62	26,327.38
Budget App - Emerg Snow Removal	26-290			825,000.00	825,000.00	825,000.00	0.00
Other Public Works Functions	26-300						
Salaries and Wages	26-300-1	383,198.00	281,427.00		281,427.00	253,830.66	27,596.34
Other Expenses	26-300-2	1,135.00	1,135.00		1,135.00	868.21	266.79
Public Defender	25-275						
Salaries and Wages	25-275-1	34,433.00	55,318.00		55,318.00	33,866.86	21,451.14

CURRENT FUND - APPROPRIATIONS

8. GENERAL APPROPRIATIONS (A) Operations - within "CAPS" - (cont'd)	FCOA	Appropriated				Expended SFY 2015	
		for SFY 2016	for SFY 2015	for SFY 2015 By Emergency Appropriation	Total for SFY 2015 As Modified By All Transfers	Paid or Charged	Reserved
Solid Waste Collection	26-305						
Salaries and Wages	26-305-1	4,289,136.00	4,175,797.00		4,175,797.00	3,991,162.37	184,634.63
Other Expenses	26-305-2	302,850.00	286,900.00		286,900.00	280,612.11	6,287.89
Building and Grounds	26-310						
Salaries and Wages	26-310-1	864,003.00	816,404.00		816,404.00	807,856.64	8,547.36
Other Expenses	26-310-2	239,500.00	239,500.00		249,987.64	240,518.17	9,469.47
Vehicle Maintenance	26-315						
Salaries and Wages	26-315-1	1,942,324.00	1,872,377.00		1,872,377.00	1,807,977.58	64,399.42
Other Expenses	26-315-2	510,500.00	436,000.00		536,499.76	500,047.81	36,451.95
Public Health Services	27-330						
Salaries and Wages	27-330-1	816,201.00	835,884.00		836,049.00	835,676.16	372.84
Other Expenses	27-330-2	743,253.00	582,789.00		582,789.00	572,253.35	10,535.65
Environmental Health Services	27-335						
Salaries and Wages	27-335-1	449,718.00	437,673.00		441,561.00	441,560.85	0.15
Other Expenses	27-335-2	9,440.00	8,940.00		12,612.88	12,252.88	360.00
Animal Control Services	27-340						
Salaries and Wages	27-340-1	244,402.00	260,692.00		260,692.00	197,345.58	63,346.42
Other Expenses	27-340-2	74,375.00	72,000.00		77,775.30	75,425.30	2,350.00
Insurance							
General Liability	23-210-2	1,885,742.00	1,855,652.00		1,596,141.73	1,596,141.73	0.00
Workers Compensation	23-215-2	1,639,752.00	1,656,790.00		1,364,416.00	1,364,416.00	0.00
Employee Group Health	23-220-2	21,610,456.00	19,938,506.00		20,779,285.24	20,749,285.24	30,000.00

CURRENT FUND - APPROPRIATIONS

[Extra Sheet]

8. GENERAL APPROPRIATIONS (A) Operations - within "CAPS" - (cont'd)	FCOA	Appropriated				Expended SFY 2015	
		for SFY 2016	for SFY 2015	for SFY 2015 By Emergency Appropriation	Total for SFY 2015 As Modified By All Transfers	Paid or Charged	Reserved
Recreation Services and Programs	28-370						
Salaries and Wages	28-370-1	483,395.00	485,922.00		485,922.00	434,136.43	51,785.57
Other Expenses	28-370-2	890,100.00	620,800.00		620,800.00	590,373.48	30,426.52
Maintenance of Parks	28-375						
Salaries and Wages	28-375-1	2,387,474.00	2,440,648.00		2,440,648.00	2,268,661.62	171,986.38
Other Expenses	28-375-2	144,800.00	142,300.00		157,532.05	138,732.05	18,800.00
Landfill/Solid Waste Disposal Costs	32-465						
Other Expenses	32-465-2	3,600,000.00	3,400,000.00		3,400,000.00	3,211,034.60	188,965.40
Municipal Court	43-490						
Salaries and Wages	43-490-1	1,145,565.00	1,133,476.00		1,133,476.00	1,123,155.65	10,320.35
Other Expenses	43-490-2	72,750.00	72,750.00		72,750.00	69,763.77	2,986.23
Municipal Alliance Programs	27-360						
Salaries and Wages	27-360-1	85,089.00	75,720.00		75,720.00	62,343.30	13,376.70
Other Expenses	27-360-2	27,000.00	27,000.00		27,000.00	26,995.44	4.56
Stream Cleaning	27-365						
Salaries and Wages	27-365-1	165,000.00	165,000.00		165,000.00	74,949.79	90,050.21
Other Expenses	27-365-2	35,000.00	35,000.00		35,000.00	6,500.00	28,500.00

CURRENT FUND - APPROPRIATIONS

8. GENERAL APPROPRIATIONS		Appropriated				Expended SFY 2015	
(A) Operations - within "CAPS" - (continued)	FCOA	for SFY 2016	for SFY 2015	for SFY 2015 By Emergency Appropriation	Total for SFY 2015 As Modified By All Transfers	Paid or Charged	Reserved
UNCLASSIFIED:	xxxxxx	xxxxxxxxxx.xx	xxxxxxxxxx.xx	xxxxxxxxxx.xx	xxxxxxxxxx.xx	xxxxxxxxxx.xx	xxxxxxxxxx.xx
Utility Expenses and Bulk Purchases							
Other Expenses	31-430-2	4,481,800.00	4,616,800.00		4,616,800.00	3,554,558.13	1,062,241.87
Total Operations {Item 8(A)} within "CAPS"	34-199	93,330,693.00	90,814,219.00	825,000.00	92,011,859.32	87,704,773.15	4,307,086.17
B. Contingent	35-470						
Total Operations Including Contingent within "CAPS"	34-201	93,330,693.00	90,814,219.00	825,000.00	92,011,859.32	87,704,773.15	4,307,086.17
Detail:							
Salaries & Wages	34-201-1	50,594,011.00	50,534,342.00	0.00	50,297,644.72	48,596,918.42	1,700,726.30
Other Expenses (Including Contingent)	34-201-2	42,736,682.00	40,279,877.00	825,000.00	41,714,214.60	39,107,854.73	2,606,359.87

CURRENT FUND APPROPRIATIONS

8. GENERAL APPROPRIATIONS		Appropriated				Expended SFY 2015	
(A) Operations - Excluded from "CAPS"	FCOA	for SFY 2016	for SFY 2015	for SFY 2015 By Emergency Appropriation	Total for SFY 2015 As Modified By All Transfers	Paid or Charged	Reserved
Uniform Construction Code Appropriations Offset by Increased Fee Revenues (N.J.A.C. 5:23-4.17)	xxxxxx	XXXXXXXXXXXX	XXXXXXXXXXXX	XXXXXXXXXXXX	XXXXXXXXXXXX	XXXXXXXXXXXX	XXXXXXXXXXXX
	xxxxxx	XXXXXXXXXXXX	XXXXXXXXXXXX	XXXXXXXXXXXX	XXXXXXXXXXXX	XXXXXXXXXXXX	XXXXXXXXXXXX
Total Uniform Construction Code Appropriations	22-999	0.00	0.00	0.00	0.00	0.00	0.00

CURRENT FUND APPROPRIATIONS

8. GENERAL APPROPRIATIONS	FCOA	Appropriated				Expended SFY 2015	
(A) Operations - Excluded from "CAPS"		for SFY 2016	for SFY 2015	for SFY 2015 By Emergency Appropriation	Total for SFY 2015 As Modified By All Transfers	Paid or Charged	Reserved
Additional Appropriations Offset by Revenues (N.J.S. 40A:4-45.3h)	xxxxxx	xxxxxxxxxxx	xxxxxxxxxxx	xxxxxxxxxxx	xxxxxxxxxxx	xxxxxxxxxxx	xxxxxxxxxxx
Total Additional Appropriations Offset by Revenues (N.J.S. 40A:4-45.3h)	34-303	0.00	0.00	0.00	0.00	0.00	0.00

CURRENT FUND APPROPRIATIONS

8. GENERAL APPROPRIATIONS (A) Operations - Excluded from "CAPS"	FCOA	Appropriated				Expended SFY 2015	
		for SFY 2016	for SFY 2015	for SFY 2015 By Emergency Appropriation	Total for SFY 2015 As Modified By All Transfers	Paid or Charged	Reserved
Public and Private Programs Offset by Revenues	xxxxx	xxxxxxxxxxx	xxxxxxxxxxx	xxxxxxxxxxx	xxxxxxxxxxx	xxxxxxxxxxx	xxxxxxxxxxx
Municipal Alliance on Alcoholism and Drug Abuse	10-785	85,447.00	82,447.00		82,447.00	82,447.00	0.00
Edward Byrne - Justice Assistance Grant	10-865		14,791.00		14,791.00	14,791.00	0.00
Middlesex County History Grant	10-701		2,500.00		2,500.00	2,500.00	0.00
Alcohol Education, Rehabilitation & Enforcement	10-745	7,956.00	4,490.00		4,490.00	4,490.00	0.00
Recycling Tonnage	10-770		165,414.00		165,414.00	165,414.00	0.00
Drive Sober Get Pulled Over - Labor Day	10-703		5,000.00		5,000.00	5,000.00	0.00
MCIA Recycling Grant	10-704		95,950.00		95,950.00	95,950.00	0.00
NJDOT Municipal Aid Program	10-710		368,700.00		368,700.00	368,700.00	0.00
Middlesex County - Multi Service Progeam	10-705	38,000.00	32,000.00		32,000.00	32,000.00	0.00
Clean Communities	10-706	176,297.00	145,005.00		145,005.00	145,005.00	0.00
Body Armor	10-713		17,708.00		17,708.00	17,708.00	0.00
Safe and Secure Communities	10-707	60,000.00	60,000.00		60,000.00	60,000.00	0.00
COPS in SHOPS	10-715		2,400.00		2,400.00	2,400.00	0.00
Pedestrian Safety Grant	10-714		11,000.00		11,000.00	11,000.00	0.00
EMAA Grant	10-718		10,000.00		10,000.00	10,000.00	0.00
HDSRF - Remedial Investigation	10-721		92,476.00		92,476.00	92,476.00	0.00
Drive Sober Year End Grant	10-719		7,500.00		7,500.00	7,500.00	0.00
American Beverage Packers	10-720		50,000.00		50,000.00	50,000.00	0.00
PSPAG - Community Neighborhood Plans	10-722		110,000.00		110,000.00	110,000.00	0.00
HDSRF - Industrial Highway Corp	10-723		20,701.00		20,701.00	20,701.00	0.00
HDSRF - Alibani Property	10-724		98,762.00		98,762.00	98,762.00	0.00
Shaping NJ Healthy Community Grant	10-725		12,000.00		12,000.00	12,000.00	0.00

CURRENT FUND APPROPRIATIONS

8. GENERAL APPROPRIATIONS (A) Operations - Excluded from "CAPS" (continued)	FCOA	Appropriated				Expended SFY 2015	
		for SFY 2016	for SFY 2015	for SFY 2015 By Emergency Appropriation	Total for SFY 2015 As Modified By All Transfers	Paid or Charged	Reserved
Public and Private Programs Offset by Revenues (continued)	xxxxxx	xxxxxxxxxxx	xxxxxxxxxxx	xxxxxxxxxxx	xxxxxxxxxxx	xxxxxxxxxxx	xxxxxxxxxxx
Distracted Driver Crackdown	10-724		5,000.00		5,000.00	5,000.00	0.00
Pedestrian Safety Grant - Additional	10-725		9,000.00		9,000.00	9,000.00	0.00
Transportation Alt Program	10-726		688,000.00		688,000.00	688,000.00	0.00
Other Matching Funds For Grants	10-742		10,000.00		10,000.00	0.00	10,000.00
Multi Services Additional Funding	10-727		6,000.00		6,000.00	6,000.00	0.00
Municipal Alliance Extension Funding	10-728		41,719.00		41,719.00	41,719.00	0.00
Drunk Driving Enforcement Fund	10-729	17,492.00	21,226.00		21,226.00	21,226.00	0.00
OEM Salary Grant	10-730		10,000.00		10,000.00	10,000.00	0.00
Recreation Opportunities for Individuals with Disabilities	10-731		20,000.00		20,000.00	20,000.00	0.00
Food Pantry Accessibility Project Grant	10-732		1,500.00		1,500.00	1,500.00	0.00
Green Acres Matching Grant	10-733	52,500.00					
Highland Grove Donation	10-734	817.00					
Total Public and Private Programs Offset by Revenue	40-999	438,509.00	2,221,289.00	0.00	2,221,289.00	2,211,289.00	10,000.00
Total Operations - Excluded from "CAPS"	34-305	12,807,157.00	14,006,445.00	0.00	14,006,445.00	13,718,470.42	287,974.58
Detail:							
Salaries & Wages	34-305-1	4,017,182.00	3,876,244.00	0.00	3,876,244.00	3,818,615.57	57,628.43
Other Expenses	34-305-2	8,789,975.00	10,130,201.00	0.00	10,130,201.00	9,899,854.85	230,346.15

CURRENT FUND APPROPRIATIONS

8. GENERAL APPROPRIATIONS (C) Capital Improvements - Excluded from "CAPS"	FCOA	Appropriated				Expended SFY 2015	
		for SFY 2016	for SFY 2015	for SFY 2015 By Emergency Appropriation	Total for SFY 2015 As Modified By All Transfers	Paid or Charged	Reserved
Public and Private Programs Offset by Revenues:	xxxxxx	xxxxxxxxxxx	xxxxxxxxxxx	xxxxxxxxxxx	xxxxxxxxxxx	xxxxxxxxxxx	xxxxxxxxxxx
New Jersey DOT Trust Fund Authority Act	41-865						
Total Capital Improvements - Excluded from "CAPS"	44-999	1,401,000.00	600,000.00	0.00	600,000.00	600,000.00	0.00

CURRENT FUND APPROPRIATIONS

8. GENERAL APPROPRIATIONS (D) Municipal Debt Service - Excluded from "CAPS"	FCOA	Appropriated				Expended SFY 2015	
		for SFY 2016	for SFY 2015	for SFY 2015 By Emergency Appropriation	Total for SFY 2015 As Modified By All Transfers	Paid or Charged	Reserved
Payment of Bond Principal	45-920	9,330,000.00	9,295,000.00		9,295,000.00	9,295,000.00	XXXXXXXXXXXX
Payment of Bond Antic. Notes and Capital Notes	45-925	7,722,161.00	5,325,683.00		5,325,683.00	5,325,683.00	XXXXXXXXXXXX
Interest on Bonds	45-930	2,470,451.00	2,753,821.00		2,753,821.00	2,753,820.43	XXXXXXXXXXXX
Interest on Notes	45-935	681,237.40	721,486.00		721,486.00	721,484.43	XXXXXXXXXXXX
Green Trust Loan Program:	xxxxxx	XXXXXXXXXXXX	XXXXXXXXXXXX	XXXXXXXXXXXX	XXXXXXXXXXXX	XXXXXXXXXXXX	XXXXXXXXXXXX
Loan Repayments for Principal and Interest	45-940	26,038.60	26,038.60		26,038.60	26,038.60	XXXXXXXXXXXX
							XXXXXXXXXXXX
							XXXXXXXXXXXX
							XXXXXXXXXXXX
							XXXXXXXXXXXX
							XXXXXXXXXXXX
Capital Lease Obligations:	xxxxxx		XXXXXXXXXXXX				XXXXXXXXXXXX
Capital Lease Obligations:	xxxxxx						XXXXXXXXXXXX
							XXXXXXXXXXXX
							XXXXXXXXXXXX
							XXXXXXXXXXXX
							XXXXXXXXXXXX
							XXXXXXXXXXXX
							XXXXXXXXXXXX
							XXXXXXXXXXXX
							XXXXXXXXXXXX
							XXXXXXXXXXXX
							XXXXXXXXXXXX
							XXXXXXXXXXXX
							XXXXXXXXXXXX
Total Municipal Debt Service - Excluded from "CAPS"	45-999	20,229,888.00	18,122,028.60	0.00	18,122,028.60	18,122,026.46	XXXXXXXXXXXX

CURRENT FUND APPROPRIATIONS

8. GENERAL APPROPRIATIONS	FCOA	Appropriated				Expended SFY 2015	
		for SFY 2016	for SFY 2015	for SFY 2015 By Emergency Appropriation	Total for SFY 2015 As Modified By All Transfers	Paid or Charged	Reserved
For Local District School Purposes - Excluded from "CAPS"	xxxxxx	xxxxxxxx.xx	xxxxxxxx.xx	xxxxxxxx.xx	xxxxxxxx.xx	xxxxxxxx.xx	xxxxxxxx.xx
(I) Type 1 District School Debt Service	xxxxxx	xxxxxxxx.xx	xxxxxxxx.xx	xxxxxxxx.xx	xxxxxxxx.xx	xxxxxxxx.xx	xxxxxxxx.xx
Payment of Bond Principal	48-920						xxxxxxxx.xx
Payment of Bond Anticipation Notes	48-925						xxxxxxxx.xx
Interest on Bonds	48-930						xxxxxxxx.xx
Interest on Notes	48-935						xxxxxxxx.xx
							xxxxxxxx.xx
							xxxxxxxx.xx
Total of Type 1 District School Debt Service - Excluded from "CAPS"	48-999	0.00	0.00	0.00	0.00	0.00	xxxxxxxx.xx
(J) Deferred Charges and Statutory Expenditures - Local School - Excluded from "CAPS"	xxxxxx	xxxxxxxx.xx	xxxxxxxx.xx	xxxxxxxx.xx	xxxxxxxx.xx	xxxxxxxx.xx	xxxxxxxx.xx
Emergency Authorizations - Schools	29-406			xxxxxxxx.xx			xxxxxxxx.xx
Capital Project for Land, Building or Equipment N.J.S. 18A:22-20	29-407						xxxxxxxx.xx
Total of Deferred Charges and Statutory Expen- ditures-Local School - Excluded from "CAPS"	29-409	0.00	0.00	0.00	0.00	0.00	xxxxxxxx.xx
(K) Total Municipal Appropriations for Local District School Purposes {Item (I) and (J)} - Excluded from "CAPS"	29-410	0.00	0.00	0.00	0.00	0.00	xxxxxxxx.xx
(O) Total General Appropriations - Excluded from "CAPS"	34-399	35,288,904.00	34,803,809.60	0.00	34,803,809.60	34,515,832.64	287,974.58
(L) Subtotal General Appropriations {Items (H-1) and (O)}	34-400	144,684,199.00	140,091,325.60	825,000.00	140,916,325.60	135,642,918.11	4,611,759.11
(M) Reserve for Uncollected Taxes	50-899	2,100,000.00	600,000.00	xxxxxxxx.xx	600,000.00	600,000.00	xxxxxxxx.xx
9. Total General Appropriations	34-499	146,784,199.00	140,691,325.60	825,000.00	141,516,325.60	136,242,918.11	4,611,759.11

CURRENT FUND APPROPRIATIONS

8. GENERAL APPROPRIATIONS Summary of Appropriations	FCOA	Appropriated				Expended SFY 2015	
		for SFY 2016	for SFY 2015	for SFY 2015 By Emergency Appropriation	Total for SFY 2015 As Modified By All Transfers	Paid or Charged	Reserved
(H-1) Total General Appropriations for Municipal Purposes within "CAPS"	34-299	109,395,295.00	105,287,516.00	825,000.00	106,112,516.00	101,127,085.47	4,323,784.53
	xxxxxx			xxxxxxxx.xx			xxxxxxxx.xx
(A) Operations - Excluded from "CAPS"	xxxxxx	xxxxxxxx.xx	xxxxxxxx.xx	xxxxxxxx.xx	xxxxxxxx.xx	xxxxxxxx.xx	xxxxxxxx.xx
Other Operations	34-300	6,316,394.00	5,881,230.00	0.00	5,881,230.00	5,870,038.04	11,191.96
Uniform Construction Code	22-999	0.00	0.00	0.00	0.00	0.00	0.00
Shared Service Agreements	42-999	6,052,254.00	5,903,926.00	0.00	5,903,926.00	5,637,143.38	266,782.62
Additional Appropriations Offset by Revs.	34-303	0.00	0.00	0.00	0.00	0.00	0.00
Public & Private Progs Offset by Revs.	40-999	438,509.00	2,221,289.00	0.00	2,221,289.00	2,211,289.00	10,000.00
Total Operations - Excluded from "CAPS"	34-305	12,807,157.00	14,006,445.00	0.00	14,006,445.00	13,718,470.42	287,974.58
(C) Capital Improvements	44-999	1,401,000.00	600,000.00	0.00	600,000.00	600,000.00	0.00
(D) Municipal Debt Service	45-999	20,229,888.00	18,122,028.60	0.00	18,122,028.60	18,122,026.46	xxxxxxxx.xx
(E) Total Deferred Charges (Sheets 28 only)	46-999	850,859.00	2,075,336.00	xxxxxxxx.xx	2,075,336.00	2,075,335.76	xxxxxxxxxxxxxx
(F) Judgements	37-480	0.00	0.00	0.00	0.00	0.00	0.00
(G) Cash Deficit	46-885	0.00	0.00	xxxxxxxx.xx	0.00	0.00	xxxxxxxx.xx
(K) Local District School Purposes	29-410	0.00	0.00	0.00	0.00	0.00	xxxxxxxx.xx
(N) Transferred to Board of Education	29-405	0.00	0.00	xxxxxxxx.xx	0.00	0.00	xxxxxxxx.xx
(M) Reserve for Uncollected Taxes	50-899	2,100,000.00	600,000.00	xxxxxxxx.xx	600,000.00	600,000.00	xxxxxxxx.xx
Total General Appropriations	34-499	146,784,199.00	140,691,325.60	825,000.00	141,516,325.60	136,242,918.11	4,611,759.11

DEDICATED PARKING UTILITY BUDGET

10. DEDICATED REVENUES FROM PARKING UTILITY	FCOA	Anticipated		Realized in
		SFY* 2016	SFY* 2015	Cash in SFY 2015
Operating Surplus Anticipated	08-501	20,000.00	109,387.00	109,387.00
Operating Surplus Anticipated with Prior Written Consent of Director of Local Government Services	08-502			
Total Operating Surplus Anticipated	08-500	20,000.00	109,387.00	109,387.00
Parking Fees and Permits	08-503	220,000.00	267,000.00	280,073.00
Main Street SID Contribution	08-504	80,000.00	80,000.00	80,000.00
Prior Year Appropriation Reserves Cancelled	08-505		110,000.00	110,000.00
Parking Capital Fund Balance	08-506		8,747.00	8,747.00
Special Items of General Revenue Anticipated with Prior Written Consent of Director of Local Government Services	xxxxxx	xxxxxxxxxx.xx	xxxxxxxxxx.xx	xxxxxxxxxx.xx
Deficit (General Budget)	08-549		100,000.00	16,134.00
Total Parking Utility Revenues	08-599	320,000.00	675,134.00	604,341.00

* Note: Use Pages 31, 32 and 33 for Water Utility only.

All other utilities use sheets 34, 35 and 36.

DEDICATED PARKING UTILITY BUDGET - (Continued)

* Note: Use sheet 32 for Water Utility only.

11. APPROPRIATIONS FOR PARKING UTILITY	FCOA	Appropriated				Expended SFY 2015	
		SFY* 2016	SFY* 2015	for SFY 2015 by Emergency Appropriation	Total for SFY 2015 as Modified by All Transfers	Paid or Charged	Reserved
Operating:	xxxxxx	xxxxxxxxxx.xx	xxxxxxxxxx.xx	xxxxxxxxxx.xx	xxxxxxxxxx.xx	xxxxxxxxxx.xx	xxxxxxxxxx.xx
Salaries & Wages	55-501	33,000.00	30,603.00		30,603.00	26,769.73	0.00
Other Expenses	55-502	280,000.00	145,000.00		145,000.00	97,641.00	24,604.00
Capital Improvements:	xxxxxx	xxxxxxxxxx.xx	xxxxxxxxxx.xx	xxxxxxxxxx.xx	xxxxxxxxxx.xx	xxxxxxxxxx.xx	xxxxxxxxxx.xx
Down Payment on Improvements	55-510						
Capital Improvement Fund	55-511			xxxxxxxxxx.xx			
Capital Outlay	55-512						
Debt Service:	xxxxxx	xxxxxxxxxx.xx	xxxxxxxxxx.xx	xxxxxxxxxx.xx	xxxxxxxxxx.xx	xxxxxxxxxx.xx	xxxxxxxxxx.xx
Payment of Bond Principal	55-520						xxxxxxxxxx.xx
Payment of Bond Anticipation Notes and Capital Notes	55-521		492,000.00		492,000.00	492,000.00	xxxxxxxxxx.xx
Interest on Bonds	55-522						xxxxxxxxxx.xx
Interest on Notes	55-523		1,031.00		1,031.00	1,031.00	xxxxxxxxxx.xx
							xxxxxxxxxx.xx
							xxxxxxxxxx.xx

DEDICATED PARKING UTILITY BUDGET - (Continued)

NOTE: Use sheet 33 for Water Utility only.

11. APPROPRIATIONS FOR PARKING UTILITY	FCOA	Appropriated				Expended SFY 2015	
		SFY* 2016	SFY* 2015	for SFY 2015 by Emergency Appropriation	Total for SFY 2015 as Modified by All Transfers	Paid or Charged	Reserved
Deferred Charges and Statutory Expenditures:	xxxxxx	xxxxxxxxxx.xx	xxxxxxxxxx.xx	xxxxxxxxxx.xx	xxxxxxxxxx.xx	xxxxxxxxxx.xx	xxxxxxxxxx.xx
DEFERRED CHARGES:	xxxxxx	xxxxxxxxxx.xx	xxxxxxxxxx.xx	xxxxxxxxxx.xx	xxxxxxxxxx.xx	xxxxxxxxxx.xx	xxxxxxxxxx.xx
Emergency Authorizations	55-530			xxxxxxxxxx.xx			xxxxxxxxxx.xx
				xxxxxxxxxx.xx			xxxxxxxxxx.xx
				xxxxxxxxxx.xx			xxxxxxxxxx.xx
				xxxxxxxxxx.xx			xxxxxxxxxx.xx
				xxxxxxxxxx.xx			xxxxxxxxxx.xx
				xxxxxxxxxx.xx			xxxxxxxxxx.xx
STATUTORY EXPENDITURES:	xxxxxx	xxxxxxxxxx.xx	xxxxxxxxxx.xx	xxxxxxxxxx.xx	xxxxxxxxxx.xx	xxxxxxxxxx.xx	xxxxxxxxxx.xx
Contribution To:							
Public Employees' Retirement System	55-540	4,000.00	4,000.00		4,000.00	4,000.00	0.00
Social Security System (O.A.S.I.)	55-541	3,000.00	2,500.00		2,500.00	2,050.76	0.00
Unemployment Compensation Insurance (N.J.S.A. 43:21-3 et. seq.)	55-542						
Judgements	55-531						
Deficit in Operations in Prior Years	55-532			xxxxxxxxxx.xx			xxxxxxxxxx.xx
Surplus (General Budget)	55-545			xxxxxxxxxx.xx			xxxxxxxxxx.xx
TOTAL PARKING UTILITY APPROPRIATIONS	55-599	320,000.00	675,134.00	0.00	675,134.00	623,492.49	24,604.00

DEDICATED SEWER UTILITY BUDGET

10. DEDICATED REVENUES FROM SEWER UTILITY	FCOA	Anticipated		Realized in
		SFY* 2016	SFY* 2015	Cash in SFY 2015
Operating Surplus Anticipated	08-501	2,522,596.00	1,905,603.00	1,905,603.00
Operating Surplus Anticipated with Prior Written Consent of Director of Local Government Services	08-502	1,168,704.00		
Total Operating Surplus Anticipated	08-500	3,691,300.00	1,905,603.00	1,905,603.00
User Fees and Other Charges	08-503	23,534,300.00	22,434,657.00	23,534,300.00
Interlocal Agreement with the Board of Education	08-504	143,000.00	149,091.00	143,509.00
Interest on Investments	08-505	5,000.00	5,000.00	11,385.00
Sewer Connection Fees	08-506	150,000.00	150,000.00	190,473.00
Interest on Delinquent Fees	08-507	225,000.00	300,000.00	308,031.00
CPV Connection Fee	08-508	2,000,000.00	2,000,000.00	2,000,000.00
Special Items of General Revenue Anticipated with Prior Written Consent of Director of Local Government Services	xxxxxx	xxxxxxxxxx.xx	xxxxxxxxxx.xx	xxxxxxxxxx.xx
Sewer Capital Fund Balance		93,590.00	227,537.00	227,537.00
Reserve for Payment of Debt Service		96,369.00		
Deficit (General Budget)	08-549			
Total Sewer Utility Revenues	08-599	29,938,559.00	27,171,888.00	28,320,838.00

Use a separate set of sheets for each separate Utility.

DEDICATED SEWER UTILITY BUDGET - (Continued)

* Note: Use sheet 32 for Water Utility only.

11. APPROPRIATIONS FOR SEWER UTILITY	FCOA	Appropriated				Expended SFY 2015	
		SFY* 2016	SFY* 2015	for SFY 2015 by Emergency Appropriation	Total for SFY 2015 as Modified by All Transfers	Paid or Charged	Reserved
Operating:	xxxxxx	xxxxxxxxxx.xx	xxxxxxxxxx.xx	xxxxxxxxxx.xx	xxxxxxxxxx.xx	xxxxxxxxxx.xx	xxxxxxxxxx.xx
Salaries & Wages	55-501	3,735,304.00	3,497,781.00		3,497,781.00	3,433,530.00	14,251.00
Other Expenses	55-502	15,893,175.00	16,279,443.00		16,279,443.00	14,724,525.80	883,287.20
Capital Improvements:	xxxxxx	xxxxxxxxxx.xx	xxxxxxxxxx.xx	xxxxxxxxxx.xx	xxxxxxxxxx.xx	xxxxxxxxxx.xx	xxxxxxxxxx.xx
Down Payment on Improvements	55-510						
Capital Improvement Fund	55-511			xxxxxxxxxx.xx			
Capital Outlay	55-512						
Sewer Line Improvements / Replacements	55-513			3,200,000.00	3,200,000.00	2,483,858.20	716,141.80
Debt Service:	xxxxxx	xxxxxxxxxx.xx	xxxxxxxxxx.xx	xxxxxxxxxx.xx	xxxxxxxxxx.xx	xxxxxxxxxx.xx	xxxxxxxxxx.xx
Payment of Bond Principal	55-520	2,780,000.00	2,670,000.00		2,670,000.00	2,670,000.00	xxxxxxxxxx.xx
Payment of Bond Anticipation Notes and Capital Notes	55-521	4,916,000.00	2,000,000.00		2,000,000.00	2,000,000.00	xxxxxxxxxx.xx
Interest on Bonds	55-522	1,699,859.00	1,854,807.00		1,854,807.00	1,854,807.00	xxxxxxxxxx.xx
Interest on Notes	55-523	92,366.00	180,488.00		180,488.00	180,488.00	xxxxxxxxxx.xx
							xxxxxxxxxx.xx
							xxxxxxxxxx.xx

(a) Use Sheet 32_i for additional "Operating" Expenses

DEDICATED SEWER UTILITY BUDGET - (Continued)

11. APPROPRIATIONS FOR SEWER UTILITY	FCOA	Appropriated				Expended SFY 2015	
		SFY* 2016	SFY* 2015	for SFY 2015 by Emergency Appropriation	Total for SFY 2015 as Modified by All Transfers	Paid or Charged	Reserved
Deferred Charges and Statutory Expenditures:	xxxxxx	xxxxxxxxxx.xx	xxxxxxxxxx.xx	xxxxxxxxxx.xx	xxxxxxxxxx.xx	xxxxxxxxxx.xx	xxxxxxxxxx.xx
DEFERRED CHARGES:	xxxxxx	xxxxxxxxxx.xx	xxxxxxxxxx.xx	xxxxxxxxxx.xx	xxxxxxxxxx.xx	xxxxxxxxxx.xx	xxxxxxxxxx.xx
Emergency Authorizations	55-530			xxxxxxxxxx.xx			xxxxxxxxxx.xx
Improvement Authorizations 11-01		16,105.00		xxxxxxxxxx.xx			xxxxxxxxxx.xx
Improvement Authorizations 13-24		750.00		xxxxxxxxxx.xx			xxxxxxxxxx.xx
				xxxxxxxxxx.xx			xxxxxxxxxx.xx
				xxxxxxxxxx.xx			xxxxxxxxxx.xx
				xxxxxxxxxx.xx			xxxxxxxxxx.xx
STATUTORY EXPENDITURES:	xxxxxx	xxxxxxxxxx.xx	xxxxxxxxxx.xx	xxxxxxxxxx.xx	xxxxxxxxxx.xx	xxxxxxxxxx.xx	xxxxxxxxxx.xx
Contribution To:							
Public Employees' Retirement System	55-540	475,000.00	429,369.00		409,369.00	409,369.00	0.00
Social Security System (O.A.S.I.)	55-541	280,000.00	250,000.00		270,000.00	235,660.00	0.00
Unemployment Compensation Insurance (N.J.S.A. 43:21-3 et. seq.)	55-542	50,000.00	10,000.00		10,000.00		10,000.00
Judgements	55-531						
Deficit in Operations in Prior Years	55-532			xxxxxxxxxx.xx			xxxxxxxxxx.xx
Surplus (General Budget)	55-545			xxxxxxxxxx.xx			xxxxxxxxxx.xx
TOTAL SEWER UTILITY APPROPRIATIONS	55-599	29,938,559.00	27,171,888.00	3,200,000.00	30,371,888.00	27,992,238.00	1,623,680.00

DEDICATED MARINA/BOAT LAUNCH UTILITY BUDGET

10. DEDICATED REVENUES FROM MARINA/BOAT LAUNCH UTILITY	FCOA	Anticipated		Realized in Cash in SFY 2015
		SFY* 2016	SFY* 2015	
Operating Surplus Anticipated	08-501	90,000.00	30,000.00	30,000.00
Operating Surplus Anticipated with Prior Written Consent of Director of Local Government Services	08-502			
Total Operating Surplus Anticipated	08-500	90,000.00	30,000.00	30,000.00
Marina and Boat Launch Fees	08-503	69,950.00	75,950.00	73,295.00
Interest on Investments	08-504	50.00	50.00	72.19
Special Items of General Revenue Anticipated with Prior Written Consent of Director of Local Government Services	xxxxxx	xxxxxxxxxx.xx	xxxxxxxxxx.xx	xxxxxxxxxx.xx
Deficit (General Budget)	08-549			
Total Marina/Boat Launch Utility Revenues	08-599	160,000.00	106,000.00	103,367.19

Use a separate set of sheets for each separate Utility.

DEDICATED MARINA/BOAT LAUNCH UTILITY BUDGET - (Continued)* Note: Use sheet 32 for Water Utility only.

11. APPROPRIATIONS FOR MARINA/BOAT LAUNCH UTILITY	FCOA	Appropriated				Expended SFY 2015	
		SFY* 2016	SFY* 2015	for SFY 2015 by Emergency Appropriation	Total for SFY 2015 as Modified by All Transfers	Paid or Charged	Reserved
Operating:	xxxxxx	xxxxxxxx.xx	xxxxxxxx.xx	xxxxxxxx.xx	xxxxxxxx.xx	xxxxxxxx.xx	xxxxxxxx.xx
Salaries & Wages	55-501	18,500.00	18,500.00		18,500.00	17,352.16	0.00
Other Expenses	55-502	140,000.00	86,000.00		86,000.00	39,809.57	0.00
Capital Improvements:	xxxxxx	xxxxxxxx.xx	xxxxxxxx.xx	xxxxxxxx.xx	xxxxxxxx.xx	xxxxxxxx.xx	xxxxxxxx.xx
Down Payment on Improvements	55-510						
Capital Improvement Fund	55-511			xxxxxxxx.xx			
Capital Outlay	55-512						
Debt Service:	xxxxxx	xxxxxxxx.xx	xxxxxxxx.xx	xxxxxxxx.xx	xxxxxxxx.xx	xxxxxxxx.xx	xxxxxxxx.xx
Payment of Bond Principal	55-520						xxxxxxxx.xx
Payment of Bond Anticipation Notes and Capital Notes	55-521						xxxxxxxx.xx
Interest on Bonds	55-522						xxxxxxxx.xx
Interest on Notes	55-523						xxxxxxxx.xx
							xxxxxxxx.xx
							xxxxxxxx.xx

(a) Use Sheet 32_i for additional "Operating" Expenses

DEDICATED MARINA/BOAT LAUNCH UTILITY BUDGET - (Continued)

11. APPROPRIATIONS FOR MARINA/BOAT LAUNCH UTILITY	FCOA	Appropriated				Expended SFY 2015	
		SFY* 2016	SFY* 2015	for SFY 2015 by Emergency Appropriation	Total for SFY 2015 as Modified by All Transfers	Paid or Charged	Reserved
Deferred Charges and Statutory Expenditures:	xxxxxx	XXXXXXXXXX.XX	XXXXXXXXXX.XX	XXXXXXXXXX.XX	XXXXXXXXXX.XX	XXXXXXXXXX.XX	XXXXXXXXXX.XX
DEFERRED CHARGES:	xxxxxx	XXXXXXXXXX.XX	XXXXXXXXXX.XX	XXXXXXXXXX.XX	XXXXXXXXXX.XX	XXXXXXXXXX.XX	XXXXXXXXXX.XX
Emergency Authorizations	55-530			XXXXXXXXXX.XX			XXXXXXXXXX.XX
				XXXXXXXXXX.XX			XXXXXXXXXX.XX
				XXXXXXXXXX.XX			XXXXXXXXXX.XX
				XXXXXXXXXX.XX			XXXXXXXXXX.XX
				XXXXXXXXXX.XX			XXXXXXXXXX.XX
				XXXXXXXXXX.XX			XXXXXXXXXX.XX
				XXXXXXXXXX.XX			XXXXXXXXXX.XX
STATUTORY EXPENDITURES:	xxxxxx	XXXXXXXXXX.XX	XXXXXXXXXX.XX	XXXXXXXXXX.XX	XXXXXXXXXX.XX	XXXXXXXXXX.XX	XXXXXXXXXX.XX
Contribution To:							
Public Employees' Retirement System	55-540						
Social Security System (O.A.S.I.)	55-541	1,500.00	1,500.00		1,500.00	1,322.17	0.00
Unemployment Compensation Insurance (N.J.S.A. 43:21-3 et. seq.)	55-542						
Judgements	55-531						
Deficit in Operations in Prior Years	55-532			XXXXXXXXXX.XX			XXXXXXXXXX.XX
Surplus (General Budget)	55-545			XXXXXXXXXX.XX			XXXXXXXXXX.XX
TOTAL MARINA/BOAT LAUNCH UTILITY APPROPRIATIONS	55-599	160,000.00	106,000.00	0.00	106,000.00	58,483.90	0.00

DEDICATED RECREATION UTILITY BUDGET

10. DEDICATED REVENUES FROM RECREATION UTILITY	FCOA	Anticipated		Realized in Cash in SFY 2015
		SFY* 2016	SFY* 2015	
Operating Surplus Anticipated	08-501	368,959.00	367,123.00	367,123.00
Operating Surplus Anticipated with Prior Written Consent of Director of Local Government Services	08-502			
Total Operating Surplus Anticipated	08-500	368,959.00	367,123.00	367,123.00
User Fees and Other Charges	08-503	4,857,987.00	4,827,360.00	4,857,987.00
Interest on Investments	08-505	1,000.00	1,500.00	1,118.00
State Landfill Remediation Funds	08-506	35,000.00	35,000.00	40,168.00
Appropriations Reserves Cancelled	08-507		160,000.00	160,000.00
Special Items of General Revenue Anticipated with Prior Written Consent of Director of Local Government Services	xxxxxx	xxxxxxxxxx.xx	xxxxxxxxxx.xx	xxxxxxxxxx.xx
Contribution - Forest City	08-508	150,000.00	150,000.00	150,000.00
Contribution - Gredel	08-510	434,012.00	406,624.00	405,422.00
Capital Fund - Fund Balance	08-511	95,539.00	174,938.00	174,938.00
NJOEM Hazard Mitigation Grant			529,000.00	529,000.00
Reserve for Debt Service	08-512	18,988.00		
Deficit (General Budget)	08-549	4,000,000.00	2,905,666.00	2,327,886.00
Total Recreation Utility Revenues	08-599	9,961,485.00	9,557,211.00	9,013,642.00

Use a separate set of sheets for each separate Utility.

DEDICATED RECREATION UTILITY BUDGET - (Continued)

* Note: Use sheet 32 for Water Utility only.

11. APPROPRIATIONS FOR RECREATION UTILITY	FCOA	Appropriated				Expended SFY 2015	
		SFY* 2016	SFY* 2015	for SFY 2015 by Emergency Appropriation	Total for SFY 2015 as Modified by All Transfers	Paid or Charged	Reserved
Operating:	xxxxxx	xxxxxxxxxx.xx	xxxxxxxxxx.xx	xxxxxxxxxx.xx	xxxxxxxxxx.xx	xxxxxxxxxx.xx	xxxxxxxxxx.xx
Salaries & Wages	55-501	2,668,639.00	2,400,000.00		2,465,000.00	2,465,000.00	0.00
Other Expenses	55-502	2,589,200.00	3,100,000.00		3,013,874.00	2,308,649.00	455,225.00
NJOEM Hazard Mitigation Grant			529,000.00		529,000.00	68,700.00	460,300.00
Capital Improvements:	xxxxxx	xxxxxxxxxx.xx	xxxxxxxxxx.xx	xxxxxxxxxx.xx	xxxxxxxxxx.xx	xxxxxxxxxx.xx	xxxxxxxxxx.xx
Down Payment on Improvements	55-510						
Capital Improvement Fund	55-511			xxxxxxxxxx.xx			
Capital Outlay	55-512						
Debt Service:	xxxxxx	xxxxxxxxxx.xx	xxxxxxxxxx.xx	xxxxxxxxxx.xx	xxxxxxxxxx.xx	xxxxxxxxxx.xx	xxxxxxxxxx.xx
Payment of Bond Principal	55-520						xxxxxxxxxx.xx
Payment of Bond Anticipation Notes and Capital Notes	55-521	4,175,000.00	3,059,000.00		3,059,000.00	3,059,000.00	xxxxxxxxxx.xx
Interest on Bonds	55-522						xxxxxxxxxx.xx
Interest on Notes	55-523	123,814.00	229,211.00		229,211.00	229,211.00	xxxxxxxxxx.xx
							xxxxxxxxxx.xx
							xxxxxxxxxx.xx

(a) Use Sheet 32_i for additional "Operating" Expenses

DEDICATED RECREATION UTILITY BUDGET - (Continued)

11. APPROPRIATIONS FOR RECREATION UTILITY	FCOA	Appropriated				Expended SFY 2015	
		SFY* 2016	SFY* 2015	for SFY 2015 by Emergency Appropriation	Total for SFY 2015 as Modified by All Transfers	Paid or Charged	Reserved
Deferred Charges and Statutory Expenditures:	xxxxxx	xxxxxxxxxx.xx	xxxxxxxxxx.xx	xxxxxxxxxx.xx	xxxxxxxxxx.xx	xxxxxxxxxx.xx	xxxxxxxxxx.xx
DEFERRED CHARGES:	xxxxxx	xxxxxxxxxx.xx	xxxxxxxxxx.xx	xxxxxxxxxx.xx	xxxxxxxxxx.xx	xxxxxxxxxx.xx	xxxxxxxxxx.xx
Emergency Authorizations	55-530			xxxxxxxxxx.xx			xxxxxxxxxx.xx
Improvement Authorizations 08-102		89,500.00		xxxxxxxxxx.xx			xxxxxxxxxx.xx
Improvement Authorizations 11-72		332.00		xxxxxxxxxx.xx			xxxxxxxxxx.xx
				xxxxxxxxxx.xx			xxxxxxxxxx.xx
				xxxxxxxxxx.xx			xxxxxxxxxx.xx
				xxxxxxxxxx.xx			xxxxxxxxxx.xx
				xxxxxxxxxx.xx			xxxxxxxxxx.xx
STATUTORY EXPENDITURES:	xxxxxx	xxxxxxxxxx.xx	xxxxxxxxxx.xx	xxxxxxxxxx.xx	xxxxxxxxxx.xx	xxxxxxxxxx.xx	xxxxxxxxxx.xx
Contribution To:							
Public Employees' Retirement System	55-540	100,000.00	80,000.00		80,000.00	80,000.00	0.00
Social Security System (O.A.S.I.)	55-541	215,000.00	160,000.00		181,126.00	181,126.00	0.00
Unemployment Compensation Insurance (N.J.S.A. 43:21-3 et. seq.)	55-542						
Judgements	55-531						
Deficit in Operations in Prior Years	55-532			xxxxxxxxxx.xx			xxxxxxxxxx.xx
Surplus (General Budget)	55-545			xxxxxxxxxx.xx			xxxxxxxxxx.xx
TOTAL RECREATION UTILITY APPROPRIATIONS	55-599	9,961,485.00	9,557,211.00	0.00	9,557,211.00	8,391,686.00	915,525.00

DEDICATED ASSESSMENT BUDGET

14. DEDICATED REVENUES FROM	FCOA	Anticipated		Realized in Cash in SFY 2015
		for SFY 2016	for SFY 2015	
Assessment Cash	51-101			
Deficit (General Budget)	51-885			
Total Assessment Revenues	51-899	0.00	0.00	0.00
15. APPROPRIATIONS FOR ASSESSMENT DEBT		Anticipated		Realized in Cash in SFY 2015
		for SFY 2016	for SFY 2015	
Payment of Bond Principal	51-920			
Payment of Bond Anticipation Notes	51-925			
Total Assessment Appropriations	51-999	0.00	0.00	0.00

DEDICATED PARKING UTILITY ASSESSMENT BUDGET

14. DEDICATED REVENUES FROM	FCOA	Anticipated		Realized in Cash in SFY 2015
		for SFY 2016	for SFY 2015	
Assessment Cash	52-101			
Deficit Parking Utility Budget	52-885			
Total Parking Utility Assessment Revenues	52-899	0.00	0.00	0.00
15. APPROPRIATIONS FOR ASSESSMENT DEBT		Anticipated		Realized in Cash in SFY 2015
		for SFY 2016	for SFY 2015	
Payment of Bond Principal	52-920			
Payment of Bond Anticipation Notes	52-925			
Total Parking Utility Assessment Appropriations	52-999	0.00	0.00	0.00

DEDICATED ASSESSMENT BUDGET SEWER UTILITY

14. DEDICATED REVENUES FROM	FCOA	Anticipated		Realized in Cash in SFY 2015
		for SFY 2016	for SFY 2015	
Assessment Cash	53-101			
Deficit (Sewer Utility Budget)	53-885			
Total Sewer Utility Assessment Revenues	53-899	0.00	0.00	0.00
15. APPROPRIATIONS FOR ASSESSMENT DEBT		Anticipated		Realized in Cash in SFY 2015
		for SFY 2016	for SFY 2015	
Payment of Bond Principal	53-920			
Payment of Bond Anticipation Notes	53-925			
Total Sewer Utility Assessment Appropriations	53-999	0.00	0.00	0.00

Dedication by Rider - (N.J.S. 40A:4-39) "The dedicated revenues anticipated during the year 2015 from Animal Control, State or Federal Aid for Maintenance of Libraries, Bequest, Escheat; Construction Code Fees Due Hackensak Meadowlands Development Commission; Outside Employment of Off-Duty Municipal Police Officers; Unemployment Compensation Insurance; Reimbursement of Sale of Gasoline to State Automobiles; State Training Fees - Uniform Construction Code Act; Older Americans Act - Program Contributions; Municipal Alliance on Alcoholism and Drug Abuse - Program Income; County Office on Aging Services Donations; Woodbridge 2000 Videotape; Welcome to Woodbridge Signs; Woodbridge Footrace; Woodbridge Police Bike Patrol; Woodbridge Discount Book; 911 Communications Center; Woodbridge Youth Recreation Council; Woodbridge Welcome Packets; Woodbridge Progressive Playground; Woodbridge Buddy Ball Program; Holiday Stroll Through the Park; Woodbridge Music works 1999; Developers Fees-Housing Trust Funds; Meals on Wheels Program Fees; Disabled Veterans Home Amphitheater; Amphitheater at Menlo Park Veteran's Home; Recreation Trust Fund; Display Booth-Technological Accomplishments; Mayor's Race for Boy/Girl Scouts; Defibrillators for Senior Citizens; Woodbridge Community Center Art Mural: Reverse 911 System; Housing and Community Development Act of 1974; Action for Youth; Beach Clean Up/ Great Kills Landfill; Self Insurance programs; Disposal of Forfeited Property; Developer's Escrow Fund Emergency Relief Funds; Community Center Exterior Sculptures; Restoration of Veterans Monuments Donations; Cultural Arts Events Donations; Community Skateboard Donations; We Feed Program Donations; Parking Offenses Adjudication Act; Greenable Woodbridge Donations; Health Expo Donations; Woodbridge Animal Group Donations; are hereby anticipated as revenue and are hereby appropriated for the purposes to which said revenue is dedicated by statute or other legal requirement."

(Insert additional, appropriate titles in space above when applicable, if resolution for rider has been approved by the Director)

APPENDIX TO BUDGET STATEMENTS

COMPARATIVE STATEMENT OF CURRENT FUND OPERATIONS AND CHANGE IN CURRENT SURPLUS

CURRENT FUND BALANCE SHEET - June 30, 2015

ASSETS		
Cash and Investments	1110100	29,395,486.00
Due from State of N.J. (c. 20, P.L. 1971)	1111000	485,180.00
Federal and State Grants Receivable	1110200	0.00
Receivables with Offsetting Reserves:	xxxxxxx	XXXXXXXXXX.XX
Taxes Receivable	1110300	15,664.00
Tax Title Liens Receivable	1110400	571,649.00
Property Acquired by Tax Title Lien Liquidation	1110500	936,500.00
Other Receivables	1110600	824,950.00
Deferred Charges Required to be in SFY 2016 Budget	1110700	825,000.00
Deferred Charges Required to be in Budgets Subsequent to SFY 2016	1110800	0.00
Total Assets	1110900	33,054,429.00

LIABILITIES, RESERVES AND SURPLUS		
*Cash Liabilities	2110100	11,545,546.00
Reserves for Receivables	2110200	2,348,736.00
Surplus	2110300	19,160,120.00
Total Liabilities, Reserves and Surplus		33,054,402.00

School Tax Levy Unpaid	2220100	0.00
Less: School Tax Deferred	2220200	0.00
*Balance Included in Above "Cash Liabilities"	2220300	0.00

		SFY 2016	SFY 2015
Surplus Balance, July 1st	2310100	19,570,234.00	13,160,660.00
CURRENT REVENUE ON A CASH BASIS			
Current Taxes *(Percentage collected: SFY2015 99.79 %, SFY2014 99.95 %)	2310200	319,529,859.00	313,599,933.00
Delinquent Taxes	2310300	201,938.00	75,135.00
Other Revenues and Additions to Income	2310400	50,946,755.00	52,426,479.00
Total Funds	2310500	390,248,786.00	379,262,207.00
EXPENDITURES AND TAX REQUIREMENTS:			
Municipal Appropriations	2310600	140,254,678.00	132,975,194.00
School Taxes (Including Local and Regional)	2310700	171,352,188.00	167,669,382.00
County Taxes (Including Added Tax Amounts)	2310800	41,254,928.00	42,470,510.00
Special District Taxes	2310900	18,230,585.00	17,421,037.00
Other Expenditures and Deductions from Income	2311000	821,287.00	176,453.00
Total Expenditures and Tax Requirements	2311100	371,913,666.00	360,712,576.00
Less: Expenditures to be Raised by Future Taxes	2311200	825,000.00	1,020,603.00
Total Adjusted Expenditures and Tax Requirements	2311300	371,088,666.00	359,691,973.00
Surplus Balance - June 30th	2311400	19,160,120.00	19,570,234.00

* Nearest even percent may be used

Proposed Use of Current Fund Surplus in SFY 2016 Budget

Surplus Balance June 30, 2015	2311500	19,160,120.00
Current Surplus Anticipated in SFY 2016 Budget	2311600	10,106,783.97
Surplus Balance Remaining	2311700	9,053,336.03

SFY 2016

CAPITAL BUDGET AND CAPITAL IMPROVEMENT PROGRAM

This section is included with the Annual Budget pursuant to N.J.A.C. 5:30-4. It does not in itself confer any authorization to raise or expend funds. Rather it is a document used as part of the local unit's planning and management program. Specific authorization to expend funds for purposes described in this section must be granted elsewhere, by a separate bond ordinance, by inclusion of a line item in the Capital Improvement Section of this budget, by an ordinance taking the money from the Capital Improvement Fund, or other lawful means.

CAPITAL BUDGET

- A plan for all capital expenditures for the current fiscal year.

If no Capital Budget is included, check the reason why:

- Total capital expenditures this year do not exceed \$25,000, including appropriations for Capital Improvement Fund, Capital Line Items and Down Payments on Improvements.
- No bond ordinances are planned this year.

CAPITAL IMPROVEMENT PROGRAM

- A multi-year list of planned capital projects, including the current year.

Check appropriate box for number of years covered, including current year:

- 3 years. (Population under 10,000)
- 6 years. (Over 10,000 and all county governments)
- ___ years. (Exceeding minimum time period)
- Check if municipality is under 10,000, has not expended more than \$25,000 annually for capital purposes in immediately previous three years, and is not adopting CIP.

1

NARRATIVE FOR CAPITAL IMPROVEMENT PROGRAM

SFY

Annual Ordinances for Road Reconstruction, Various Public Improvements, New Vehicles and Building Renovations, Rehabilitation, and Upgrades.

**CAPITAL BUDGET (Current Year Action)
SFY 2016**

Local Unit: Township of Woodbridge

1 PROJECT TITLE	2 PROJECT NUMBER	3 ESTIMATED TOTAL COST	4 AMOUNTS RESERVED IN PRIOR YEARS	PLANNED FUNDING SERVICES FOR CURRENT YEAR - SFY 2016					6 TO BE FUNDED IN FUTURE YEARS
				5a SFY 2016 Budget Appropriations	5b Capital Improvement Fund	5c Capital Surplus	5d Grants in Aid and Other Funds	5e Debt Authorized	
									0.00
Road Paving Program		6,410,000.00			320,500.00			6,089,500.00	0.00
Vehicle & Equipment Purchases		1,755,000.00			87,750.00			1,667,250.00	0.00
Various Public Improvements		775,000.00			38,750.00			736,250.00	0.00
Building Improvements		1,655,000.00			82,750.00			1,572,250.00	0.00
									0.00
									0.00
									0.00
									0.00
									0.00
									0.00
									0.00
									0.00
									0.00
									0.00
									0.00
									0.00
									0.00
									0.00
									0.00
TOTALS - ALL PROJECTS	33-199	10,595,000.00	0.00	0.00	529,750.00	0.00	0.00	10,065,250.00	0.00

5 YEAR CAPITAL PROGRAM SFY 2016 - SFY 2020
Anticipated Project Schedule and Funding Requirements

Local Unit Township of Woodbridge

1 PROJECT TITLE	2 PROJECT NUMBER	3 ESTIMATED TOTAL COST	4 ESTIMATED COMPLETION TIME	FUNDING AMOUNTS PER BUDGET YEAR					
				5a SFY 2016	5b SFY 2017	5c SFY 2018	5d SFY 2019	5e SFY 2020	5f SFY 2021
...							0.00
Road Paving Program	...	6,410,000.00		6,410,000.00					0.00
Vehicle & Equipment Purchases	...	1,755,000.00		1,755,000.00					0.00
Various Public Improvements	...	775,000.00		775,000.00					0.00
Building Improvements	...	1,655,000.00		1,655,000.00					0.00
...							0.00
...							0.00
...							0.00
...							0.00
...							0.00
...							0.00
...							0.00
...							0.00
...							0.00
...							0.00
...							0.00
...							0.00
...							0.00
...							0.00
...							0.00
...							0.00
TOTALS - ALL PROJECTS	33-299	10,595,000.00		10,595,000.00	0.00	0.00	0.00	0.00	0.00

**5 YEAR CAPITAL PROGRAM SFY 2016 - SFY 2020
SUMMARY OF ANTICIPATED FUNDING SOURCES AND AMOUNTS**

SFY

Local Unit: Township of Woodbridge

1 Project Title	2 Estimated Total Cost	BUDGET APPROPRIATIONS		4 Capital Improve- ment Fund	5 Capital Surplus	6 Grants-In- Aid and Other Funds	BONDS AND NOTES				
		3a Current Year SFY 2016	3b Future Years				7a General	7b Self Liquidating	7c Assessment	7d School	
									
Road Paving Program	6,410,000.00	...		320,500.00			6,089,500.00				
Vehicle & Equipment Purchases	1,755,000.00	...		87,750.00			1,667,250.00				
Various Public Improvements	775,000.00	...		38,750.00			736,250.00				
Building Improvements	1,655,000.00	...		82,750.00			1,572,250.00				
									
									
									
									
									
									
									
									
									
									
									
									
									
									
TOTALS - ALL PROJECTS	10,595,000.00	0.00	0.00	529,750.00	0.00	0.00	10,065,250.00	0.00	0.00	0.00	0.00

SECTION 2 - UPON ADOPTION FOR STATE FISCAL YEAR 2016

(Only to be included in the Budget as Finally Adopted)

RESOLUTION

Be it Resolved by the Municipal Council of the Township of Woodbridge, County of Middlesex that the budget hereinbefore set forth is hereby adopted and shall constitute an appropriation for the purposes stated of the sums therein set forth as appropriations, and authorization of the amount of:

-) \$ 85,582,677.00 (Item 2 below) for municipal purposes, and
-) \$ 0.00 (Item 3 below) for school purposes in Type I School Districts only (N.J.S. 18A:9-2) to be raised by taxation and,
-) \$ 0.00 (Item 4 below) to be added to the certificate of amount to be raised by taxation for local school purposes in Type II School Districts only (N.J.S. 18A:9-3) and certification to the County Board of Taxation of the following summary of general revenues and appropriations.
-) \$ 0.00 (Sheet 43) Open Space, Recreation, Farmland and Historic Preservation Trust Fund Levy
-) \$ 3,573,950.00 (Item 5 below) Minimum Library Levy

RECORDED VOTE
(Insert last name)

Ayes	{	Anderson Carroll DeJesus Ficarra Major Meehan	Spillar Dalina Drumm	Nays	{	None	Abstained	{	None
							Absent	{	None

General Revenues SUMMARY OF REVENUES


Surplus Anticipated		08-100	\$ 10,106,783.97
Miscellaneous Revenues Anticipated		13-099	\$ 47,470,788.03
Receipts from Delinquent Taxes		15-499	\$ 50,000.00
AMOUNT TO BE RAISED BY TAXATION FOR MUNICIPAL PURPOSES (Item 6(a), Sheet 11)		07-190	\$ 85,582,677.00
AMOUNT TO BE RAISED BY TAXATION FOR <u>SCHOOLS IN TYPE I</u> SCHOOL DISTRICTS ONLY:			
Item 6, Sheet 42	07-195	\$	0.00
Item 6(b), sheet 11 (N.J.S. 40A:4-14)	07-191	\$	0.00
Total Amount to be Raised by Taxation for Schools in Type I School Districts Only			0.00
To Be Added TO THE CERTIFICATE FOR AMOUNT TO BE RAISED BY TAXATION FOR <u>SCHOOLS IN TYPE II</u> SCHOOL DISTRICTS ONLY:			
Item 6(b), Sheet 11 (N.J.S. 40A:4-14)	07-191	\$	0.00
AMOUNT TO BE RAISED BY TAXATION MINIMUM LIBRARY LEVY		07-192	3,573,950.00
Total Revenues		13-299	\$ 146,784,199.00

SUMMARY OF APPROPRIATIONS

		SFY 2016
5. GENERAL APPROPRIATIONS		
Within "CAPS"	xxxxxxx	xxxxxxxxxx.xx
(a&b) Operations Including Contingent	xxxxxxx	xxxxxxxxxx.xx
(e) Deferred Charges and Statutory Expenditures - Municipal	34-201	\$ 93,330,693.00
(g) Cash Deficit	34-209	\$ 16,064,602.00
Excluded from "CAPS"	46-885	\$ 0.00
(a) Operations - Total Operations Excluded from "CAPS"	xxxxxxx	xxxxxxxxxx.xx
(c) Capital Improvements	34-305	\$ 12,807,157.00
(d) Municipal Debt Service	44-999	\$ 1,401,000.00
(e) Deferred Charges - Municipal	45-999	\$ 20,229,888.00
(f) Judgements	46-999	\$ 850,859.00
(n) Transferred to Board of Education for Use of Local Schools (N.J.S. 40:48-17.1 & 17.3)	37-480	\$ 0.00
(g) Cash Deficit	29-405	\$ 0.00
(k) For Local District School Purposes	46-885	\$ 0.00
(m) Reserve for Uncollected Taxes (Include Other Reserves If Any)	29-410	\$ 0.00
6. SCHOOL APPROPRIATIONS - TYPE I SCHOOL DISTRICTS ONLY (N.J.S. 40A:4-13)	50-899	\$ 2,100,000.00
Total Appropriations	07-195	\$ 0.00
	34-499	\$ 146,784,199.00

It is hereby certified that the within budget is a true copy of the budget finally adopted by resolution of the Governing Body on the 1st day of September, 2015. It is further certified that each item of revenue and appropriation is set forth in the same amount and by the same title as appeared in the 2015 approved budget and all amendments thereto, if any, which have been previously approved by the Director of Local Government Services.

Certified by me this 1st day of September, 2015


 _____, Clerk.

Local Unit: Township of Woodbridge

MUNICIPAL OPEN SPACE, RECREATIONAL, FARMLAND AND HISTORIC PRESERVATION TRUST FUND

DEDICATED REVENUES FROM TRUST FUND	FCOA	Anticipated		Realized in Cash in SFY 2015	APPROPRIATIONS	FCOA	Appropriated		Expended SFY 2015	
		SFY 2016	SFY 2015				SFY 2016	SFY 2015	Paid or Charged	Reserved
Amount To Be Raised By Taxation	54-190				Development of Lands for Recreation and Conservation:		xxxxxxx.xx	xxxxxxx.xx	xxxxxxx.xx	xxxxxxx.xx
					Salaries & Wages	54-385-1				
Interest Income	54-113				Other Expenses	54-385-2				
					Maintenance of Lands for Recreation and Conservation:		xxxxxxx.xx	xxxxxxx.xx	xxxxxxx.xx	xxxxxxx.xx
Reserve Funds:					Salaries & Wages	54-375-1				
					Other Expenses	54-375-2				
					Historic Preservation:		xxxxxxx.xx	xxxxxxx.xx	xxxxxxx.xx	xxxxxxx.xx
					Salaries & Wages	54-176-1				
					Other Expenses	54-176-2				
					Acquisition of Lands for Recreation and Conservation	54-915-2				
Total Trust Fund Revenues	54-299	0.00	0.00	0.00	Acquisition of Farmland	54-916-2				
Summary of Program					Down Payments on Improvements	54-906-2		xxxxxxx.xx		
					Debt Service:		xxxxxxx.xx	xxxxxxx.xx	xxxxxxx.xx	xxxxxxx.xx
Year Referendum Passed / Implemented			MM/DD/YY <i>(Date)</i>		Payment of Bond Principal	54-920-2				xxxxxxx.xx
Rate Assessed:		\$	0.0000		Payment of Bond Anticipation Notes and Capital Notes	54-925-2				xxxxxxx.xx
Total Tax Collected to date		\$	0.00		Interest on Bonds	54-930-2				xxxxxxx.xx
Total Expended to date:		\$	0.00		Interest on Notes	54-935-2				xxxxxxx.xx
Total Acreage Preserved to date			0.000		Reserve for Future Use	54-950-2				
Recreation land preserved in SFY 2015:			<i>(Acres)</i> 0.000		Total Trust Fund Appropriations:	54-499	0.00	0.00	0.00	0.00
Farmland preserved in SFY 2015:			<i>(Acres)</i> 0.000							

Annual List of Change Orders Approved
Pursuant to N.J.A.C. 5:30-11

SFY

Contracting Unit: * fill in name of unit *

Year Ending: June 30, 2015

The following is a complete list of all change orders which caused the originally awarded contract price to be exceeded by more than 20 percent. For regulatory details please consult N.J.A.C. 5:30-11.1 et.seq. Please identify each change order by name of the project.

1.

2.

3.

4.

For each change order listed above, submit with introduced budget a copy of the governing body resolution authorizing the change order and an Affidavit of Publication for the newspaper notice required by N.J.A.C. 5:30-11.9(d). (Affidavit must include a copy of the newspaper notice.)

If you have not had a change order exceeding the 20 percent threshold for the year indicated above, please check here

8-5-15
Date



and certify below.



Clerk of the Governing Body



State of New Jersey Local Government Services

Year: **Municipal User Friendly Budget**

MUNICIPALITY:

Municode: **Filename:** 1225_fba_2016.xlsm

Website:

Phone Number:

Mailing Address:

Email the UFB if not using Outlook

Municipality: **State:** **Zip:**

Mayor

First Name	Middle Name	Last Name	Term Expires	Business Email
John	E.	McCormac	12/31/2015	john.mccormac@twp.woodbridge.nj.us

Chief Administrative Officer

Robert	M.	Landolfi		robert.landolfi@twp.woodbridge.nj.us
--------	----	----------	--	--------------------------------------

Chief Financial Officer

Manuel		Fernandez		manuel.fernandez@twp.woodbridge.nj.us
--------	--	-----------	--	---------------------------------------

Municipal Clerk

John	M.	Mitch		john.mitch@twp.woodbridge.nj.us
------	----	-------	--	---------------------------------

Governing Body Members

First Name	Middle Name	Last Name	Term Expires	Business Email
Kyle		Anderson	12/31/2015	kyle.anderson@twp.woodbridge.nj.us
James		Carroll	12/31/2015	james.carroll@twp.woodbridge.nj.us
Richard		Dalina	12/31/2017	richard.dalina@twp.woodbridge.nj.us
Lizbeth		DeJesus	12/31/2015	lizbeth.dejesus@twp.woodbridge.nj.us
Nancy		Drumm	12/31/2017	nancy.drumm@twp.woodbridge.nj.us
Gregory		Ficarra	12/31/2015	gregory.ficarra@twp.woodbridge.nj.us
James		Major	12/31/2017	james.major@twp.woodbridge.nj.us
Debbie		Meehan	12/31/2017	debbie.meehan@twp.woodbridge.nj.us
Cory		Spillar	12/31/2015	Cory.Spiller@twp.woodbridge.nj.us

USER FRIENDLY BUDGET SECTION - PROPERTY TAX BREAKDOWN

<u>2015 Calendar Year Property Tax Levies - ALL entities levying property taxes</u>					<u>Current Year 2016 Budget</u>		
	<u>Calendar Year</u> <u>Tax Rate</u>	<u>Calendar Year</u> <u>Tax Levy</u>	<u>% of</u> <u>Total Levy</u>	<u>Avg Residential</u> <u>Taxpayer Impact</u>	<u>Taxes</u>	<u>Actual/Estimated</u>	<u>Tax Levy</u>
Municipal Purpose Tax	2.687	\$82,709,327.00	26.08%	\$2,015.25	Municipal Purpose Tax	ACTUAL	\$85,582,677.00
Municipal Library	0.112	\$3,534,211.00	1.11%	\$84.00	Municipal Library	ACTUAL	\$3,573,950.00
Municipal Open Space			0.00%	\$0.00	Municipal Open Space		
Fire Districts (avg. rate/total levies)	0.600	\$18,230,585.00	5.75%	\$450.00	Fire Districts (total levies)	ESTIMATED	\$18,595,197.00
Other Special Districts (total levies)			0.00%	\$0.00	Other Special Districts (total levies)		
Local School District	5.407	\$171,352,188.00	54.04%	\$4,055.25	Local School District	ESTIMATED	\$174,779,232.00
Regional School District			0.00%	\$0.00	Regional School District		
County Purposes	1.224	\$38,232,866.00	12.06%	\$918.00	County Purposes	ESTIMATED	\$38,997,524.00
County Library			0.00%	\$0.00	County Library		
County Board of Health			0.00%	\$0.00	County Board of Health		
County Open Space	0.100	\$3,022,062.00	0.95%	\$75.00	County Open Space	ESTIMATED	\$3,082,503.00
Other County Levies (total)			0.00%	\$0.00	Other County Levies (total)		
Total (Calendar Year 2015 Budget)	10.130	\$317,081,239.00	100.00%	\$7,597.50	Total ESTIMATED amount to be raised by taxes		\$324,611,083.00
Total Taxable Valuation as of October 1, 2015 <u>\$3,138,970,942.00</u> (To be used to calculate the current year tax rate)					Revenue Anticipated, Excluding Tax Levy <u>57,627,572.00</u>		
Current Year Average Residential Assessment <u>\$75,000.00</u>					Budget Appropriations, before Reserve for Uncollected Taxes <u>144,684,199.00</u>		
<u>Prior Year to Current Year Comparison</u>					Total Non-Municipal Tax Levy <u>\$235,454,456.00</u>		
<u>Comparison - Municipal Purposes Tax Rate</u>					Amount to be Raised by Taxes - Before RUT <u>\$322,511,083.00</u>		
Prior Year	Current Year	% Change (+/-)			Reserve for Uncollected Taxes (RUT) <u>\$2,110,037.28</u>		
2.687	2.726	1.45%			Total Amount to be Raised by Taxes <u>\$324,621,120.28</u>		
<u>Comparison - Municipal Purposes Tax Levy</u>					% of Tax Collections used to Calculate RUT <u>99.35%</u>		
Prior Year	Current Year	% Change (+/-)	\$ Change (+/-)		If % used exceeds the actual collection % then reference the statutory exception used		
\$82,709,327.00	\$85,582,677.00	3.47%	\$2,873,350.00		<u>Tax Collections - ACTUAL as of Prior Year</u>		
<u>Comparison - Impact on Avg. Residential Tax Payment (Municipal Purposes Only)</u>					Total Tax Revenue, Collections CY 2015 <u>321,029,859.00</u>		
Prior Year	Current Year	% Change (+/-)	\$ Change (+/-)		Total Tax Levy, CY 2015 <u>321,675,787.00</u>		
\$2,015.25	\$2,044.50	1.45%	\$29.25		% of Taxes Collected, CY 2015 <u>99.80%</u>		
					Delinquent Taxes - December 31, 2015 <u>\$14,329.00</u>		

USER FRIENDLY BUDGET SECTION - ANTICIPATED REVENUE SUMMARY (ALL OPERATING FUNDS)

FCOA		% Difference Current vs. Prior Year	\$ Difference Current vs. Prior Year	Total Realized Revenue (Prior Year)	Total Anticipated Revenue (Current Year)	General Budget	Open Space Budget	Parking Utility	Sewer Utility	Marina/Boat Launch Utility	Recreation Utility
08	Surplus	2.18%	\$304,415.37	\$13,972,627.60	\$14,277,042.97	\$10,106,783.97		\$20,000.00	\$3,691,300.00	\$90,000.00	\$368,959.00
08	Local Revenue	-2.84%	(\$1,031,988.19)	\$36,389,633.19	\$35,357,645.00	\$4,036,358.00		\$300,000.00	\$26,057,300.00	\$70,000.00	\$4,893,987.00
09	State Aid (without offsetting appropriation)	0.00%	\$0.00	\$23,234,069.00	\$23,234,069.00	\$23,234,069.00					
08	Uniform Construction Code Fees	-9.07%	(\$189,614.00)	\$2,089,614.00	\$1,900,000.00	\$1,900,000.00					
	Special Revenue Items w/ Prior Written Consent										
11	Shared Services Agreements	2.30%	\$135,963.00	\$5,916,291.00	\$6,052,254.00	\$6,052,254.00					
08	Additional Revenue Offset by Appropriations	#DIV/0!	\$0.00	\$0.00	\$0.00	\$0.00					
10	Public and Private Revenue	-39.99%	(\$884,282.00)	\$2,211,289.00	\$1,327,007.00	\$438,509.00			\$189,959.00		\$698,539.00
08	Other Special Items	93.85%	\$5,717,315.03	\$6,092,283.00	\$11,809,598.03	\$11,809,598.03					
15	Receipts from Delinquent Taxes	-75.24%	(\$151,938.00)	\$201,938.00	\$50,000.00	\$50,000.00					
	Amount to be raised by taxation										
07	Local Tax for Municipal Purposes	-4.15%	(\$3,709,481.00)	\$89,292,158.00	\$85,582,677.00	\$85,582,677.00					
07	Minimum Library Tax	#DIV/0!	\$3,573,950.00	\$0.00	\$3,573,950.00	\$3,573,950.00					
54	Open Space Levy Tax	#DIV/0!	\$0.00	\$0.00	\$0.00	\$0.00					
07	Addition to Local District School Tax	#DIV/0!	\$0.00	\$0.00	\$0.00	\$0.00					
08	Deficit General Budget	70.65%	\$1,655,980.00	\$2,344,020.00	\$4,000,000.00	\$0.00					\$4,000,000.00
	Total	2.98%	\$5,420,320.21	\$181,743,922.79	\$187,164,243.00	\$146,784,199.00	\$0.00	\$320,000.00	\$29,938,559.00	\$160,000.00	\$9,961,485.00

USER FRIENDLY BUDGET SECTION - APPROPRIATIONS SUMMARY (ALL OPERATING FUNDS)

FCOA	Budgeted Full-Time	Positions Part-Time	% Difference Current v. Prior Year	\$ Difference Current v. Prior Year	Total Modified Appropriation for Service Type (Prior Year)	Total Appropriation for Service Type (Current Year)	General Budget	Public&Private Offsets	Open Space Budget	Parking Utility	Sewer Utility	Marina/Boat Launc Utility	Recreation Utility
20	71.00	24.00	47.07%	\$3,661,754.70	\$7,779,706.30	\$11,441,461.00	\$7,048,076.00	\$38,000.00		\$313,000.00	\$3,883,885.00	\$158,500.00	
21	13.00	3.00	-21.31%	(\$160,153.00)	\$751,710.00	\$591,557.00	\$591,557.00	\$0.00					
22	15.00	3.00	2.09%	\$31,351.80	\$1,503,202.20	\$1,534,554.00	\$1,534,554.00	\$0.00					
23	1.00		7.38%	\$1,769,651.03	\$23,979,842.97	\$25,749,494.00	\$25,749,494.00	\$0.00					
25	250.00	96.00	-1.05%	(\$309,221.22)	\$29,416,971.22	\$29,107,750.00	\$29,022,302.00	\$85,448.00					
26	208.00	12.00	-14.87%	(\$5,225,466.40)	\$35,148,263.40	\$29,922,797.00	\$13,949,406.00	\$228,797.00			\$15,744,594.00		
27	28.00	13.00	2.42%	\$64,559.82	\$2,670,365.18	\$2,734,925.00	\$2,649,478.00	\$85,447.00					
28	54.00	238.00	-7.17%	(\$707,351.05)	\$9,871,776.05	\$9,164,425.00	\$3,905,769.00	\$817.00					\$5,257,839.00
29			1.08%	\$61,620.00	\$5,714,716.00	\$5,776,336.00	\$5,776,336.00						
30			#DIV/0!	\$0.00	\$0.00	\$0.00	\$0.00						
31			-2.92%	(\$135,000.00)	\$4,616,800.00	\$4,481,800.00	\$4,481,800.00						
32			5.68%	\$200,000.00	\$3,520,000.00	\$3,720,000.00	\$3,720,000.00						
35			#DIV/0!	\$0.00	\$0.00	\$0.00	\$0.00						
36			9.45%	\$1,139,616.32	\$12,053,485.68	\$13,193,102.00	\$12,064,602.00			\$7,000.00	\$805,000.00	\$1,500.00	\$315,000.00
37			#DIV/0!	\$0.00	\$0.00	\$0.00	\$0.00						
42	61.00	60.00	2.51%	\$148,328.00	\$5,903,926.00	\$6,052,254.00	\$6,052,254.00						
43	21.00	7.00	1.00%	\$12,089.00	\$1,206,226.00	\$1,218,315.00	\$1,218,315.00						
44			-63.13%	(\$2,399,000.00)	\$3,800,000.00	\$1,401,000.00	\$1,401,000.00						
45			18.90%	\$5,408,361.40	\$28,608,565.60	\$34,016,927.00	\$20,229,888.00				\$9,488,225.00		\$4,298,814.00
46			-2.43%	(\$123,456.00)	\$5,081,002.00	\$4,957,546.00	\$4,850,859.00				\$16,855.00		\$89,832.00
48			#DIV/0!	\$0.00	\$0.00	\$0.00	\$0.00						
50			250.00%	\$1,500,000.00	\$600,000.00	\$2,100,000.00	\$2,100,000.00						
55			#DIV/0!	\$0.00	\$0.00	\$0.00	\$0.00						
Total	722.00	456.00	2.71%	\$4,937,684.40	\$182,226,558.60	\$187,164,243.00	\$146,345,690.00	\$438,509.00	\$0.00	\$320,000.00	\$29,938,559.00	\$160,000.00	\$9,961,485.00

**USER FRIENDLY BUDGET SECTION
STRUCTURAL BUDGET IMBALANCES**

<i>Revenues at Risk</i>	<i>Non-recurring appropriation reductions</i>	<i>Future Year Appropriation Increases</i>	<i>Structural Imbalance Offsets</i>	<p align="center">Line Item. Put "X" in cell to the left that corresponds to the type of imbalance.</p>	<p align="center">Amount</p>	<p align="center">Comment/Explanation</p>
X				Capital Fund Balance	\$406,589.00	
X				Prior Year Pilot- Amazon	\$243,363.00	
X				Prior Year Pilot- Prologis 2	\$880,596.00	
X				Prior Year Pilot- Prologis 3	\$865,122.00	
X				Prior Year Pilot- Prologis 4	\$201,342.00	
X				Prior Year Pilot- Preferred Freezer	\$51,786.00	
X				Reserve Due from Recreation Utility	\$577,780.00	
X				Reserve Due from Parking Utility	\$83,866.00	
X				Reserve Payment of Bonds	\$43,460.86	
	X			Anticipated Deficit-Recreation	\$4,000,000.00	
	X			Acquisition of Property	\$250,000.00	
	X			Optional Paydown Notes	\$3,709,000.00	
	X			Emergency Authorization	\$825,000.00	

ASSESSED PROPERTY VALUATIONS - EXEMPT PROPERTY - PROPERTY TAX APPEAL DATA

Property Tax Assessments - Taxable Properties (October 1, 2015 Value)				Property Tax Assessments - Exempt Properties (October 1, 2015 Value)			
	# of Parcels	Assessed Value	% of Total		# of Parcels	Assessed Value	% of Total
1 Vacant Land	714	\$52,398,600.00	1.67%	15A Public Schools	55	\$86,427,700.00	17.12%
2 Residential	26,420	\$2,011,176,800.00	64.07%	15B Other Schools	1	\$2,300,000.00	0.46%
3A/3B Farm	0	\$0.00	0.00%	15C Public Property	691	\$204,230,360.00	40.45%
4A Commercial	1,106	\$645,369,750.00	20.56%	15D Church and Charities	82	\$33,561,500.00	6.65%
4B Industrial	170	\$258,157,400.00	8.22%	15E Cemeteries & Graveyards	48	\$53,191,500.00	10.53%
4C Apartments	102	\$167,742,600.00	5.34%	15F Other Exempt	100	\$125,201,400.00	24.80%
5A/5B Railroad	53	\$0.00	0.00%				
6A/6B Business Personal Property	1	\$4,125,792.00	0.13%				
Total	28,566	\$3,138,970,942.00	100.00%	Total	977	\$504,912,460.00	100.00%
Average Ratio (%), Assessed to True Value				29.15%			
Equalized Valuation, Taxable Properties				\$10,768,339,423.67			
Total # of property tax appeals filed in 2015				County Tax Board	249.00		
				State Tax Court	143.00		
Number of 2015 County Tax Board decisions appealed to Tax Court				72.00			
Number of pending property tax appeals in State Tax Court				267.00			
Amount paid out by municipality for tax appeals in 2015				\$1,871,783.00			
				Percentage of Exempt vs. Non-Exempt Properties			
				3.31%			

Prior Budget Year's Payments in Lieu of Tax (PILOT) - 5 Year Exemptions/Abatements				
	# of Parcels	PILOT Billing/Revenue	Assessed Value	Taxes if Billed in Full 2015 Total Tax Rate
G Commercial/Industrial Exemption				
I Dwelling Exemption	286	N/A	\$2,492,300.00	\$237,516.19
J Dwelling Abatement				
K New Dwelling/Conversion Exemption				
L New Dwelling/Conversion Abatement				
N Multiple Dwelling Exemption				
O Multiple Dwelling Abatement				
Total 5 Yr Exemptions/Abatements	286	0.00	2,492,300.00	237,516.19

**USER FRIENDLY BUDGET SECTION
Long Term Tax Exemptions**

<u>Prior Budget Year's Payments in Lieu of Tax (PILOT) - Long Term Tax Exemptions</u>					<u>Prior Budget Year's Payments in Lieu of Tax (PILOT) - Long Term Tax Exemptions</u>					<u>Prior Budget Year's Payments in Lieu of Tax (PILOT) - Long Term Tax Exemptions</u>					<u>Prior Budget Year's Payments in Lieu of Tax (PILOT) - Long Term Tax Exemptions</u>				
Project Name	Type of Project (use drop-down for data entry)	PILOT Billing	Assessed Value	Taxes if Billed In Full 2015 Total Tax Rate	Project Name	Type of Project (use drop-down for data entry)	PILOT Billing	Assessed Value	Taxes if Billed In Full 2015 Total Tax Rate	Project Name	Type of Project (use drop-down for data entry)	PILOT Billing	Assessed Value	Taxes if Billed In Full 2015 Total Tax Rate	Project Name	Type of Project (use drop-down for data entry)	PILOT Billing	Assessed Value	Taxes if Billed In Full 2015 Total Tax Rate
Wakefern Food Corp.	Comm./Indust.	\$558,695.00	\$15,057,400.00	\$1,569,131.65															
FedEx	Comm./Indust.	\$774,519.00	\$19,721,700.00	\$7,055,198.36															
Quality Way Urban Renewal	Comm./Indust.	\$634,128.00	\$15,164,600.00	\$1,534,809.17															
Grodel Properties, Inc (Rec Utility)	Comm./Indust.	\$434,012.00	\$13,608,600.00	\$1,440,198.14															
Prologis (Port Reading) 1	Comm./Indust.	\$942,354.00	\$9,881,800.00	\$1,045,889.71															
Marriott Renaissance	Other	\$308,775.00	\$5,794,100.00	\$586,420.86															
Kona Grill	Other	\$33,583.00	\$684,000.00	\$69,227.64															
Tilose/Woodbridge	Other	\$83,326.00	\$1,230,000.00	\$130,170.90															
Amazon	Comm./Indust.	\$299,060.00	\$6,039,900.00	\$607,191.15															
Prologis 2 1005	Comm./Indust.	\$1,543,757.00	\$15,237,600.00	\$1,612,747.58															
Prologis 3 1009	Comm./Indust.	\$1,058,666.00	\$3,906,800.00	\$413,495.71															
Prologis 4 1115	Comm./Indust.	\$307,240.00	\$12,079,400.00	\$1,278,483.70															
Preferred Freezer	Comm./Indust.	\$310,527.00	\$4,672,700.00	\$469,746.53															
Woodbridge Housing Authority	All Housing	\$124,706.00	N/A	N/A															
WHA/Maple Tree Manor	All Housing	\$34,620.00	N/A	N/A															
Total Long Term Exemptions - Column Total		7,247,968.00	123,078,600.00	12,812,711.10	Total Long Term Exemptions - Column Total		\$0.00	\$0.00	\$0.00	Total Long Term Exemptions - Column Total		\$0.00	\$0.00	\$0.00	Total Long Term Exemptions - Column Total		\$0.00	\$0.00	\$0.00
Mark "X" if Grand Total	X														Total Long Term Exemptions - GRAND TOTAL	\$7,247,968.00	\$123,078,600.00	\$12,812,711.10	

**USER FRIENDLY BUDGET SECTION
BUDGETED PERSONNEL COSTS**

Organization / Individuals Eligible for Benefit	# of Full-Time Employees	# of Part-Time Employees	Total Personnel Cost	Base Pay	Overtime and other Compensation	Pension (Estimate)	Health Benefits Net of Cost Share	Employment Taxes and Other Benefits
Governing Body	1.00	9.00	300,678.76	\$172,870.00		\$20,606.00	\$93,977.76	\$13,225.00
Supervisory Staff (Department Heads & Managers)	7.00		1,229,929.24	\$978,626.00		\$116,652.00	\$59,786.24	\$74,865.00
Police Officers (Including Superior Officers)	193.00		30,553,146.57	\$20,429,100.00	\$725,000.00	\$5,144,677.00	\$4,038,675.12	\$215,694.45
Fire Fighters (Including Superior Officers)			0.00					
All Other Union Employees not listed above	385.00	67.00	37,726,037.94	\$24,373,522.00	\$2,017,000.00	\$3,145,750.00	\$5,976,744.94	\$2,213,021.00
All Other Non-Union Employees not listed above	136.00	380.00	16,699,922.14	\$11,730,018.00	\$640,500.00	\$1,495,666.00	\$1,887,393.14	\$946,345.00
Totals	722.00	456.00	86,509,714.65	\$57,684,136.00	\$3,382,500.00	\$9,923,351.00	\$12,056,577.20	\$3,463,150.45

Is the Local Government required to comply with NJSA 11A **(Civil Service)**? - YES or NO

YES

Note - **Base Pay** is the annualized rate of pay to which overtime (if eligible) and/or pension is calculated. Either calculation is fine at the discretion of the Local Unit. Overtime and other compensation is any other item that is charged as a salary and wage expense but not included in Base Pay.

USER FRIENDLY BUDGET SECTION - HEALTH BENEFITS

	Current Year # of Covered Members (Medical & Rx)	Current Year Annual Cost Estimate per Employee	Total Current Year Cost
<u>Active Employees - Health Benefits - Annual Cost</u>			
Single Coverage	250.00	\$10,604.29	\$2,651,072.50
Parent & Child	62.00	\$17,053.95	\$1,057,344.90
Employee & Spouse (or Partner)	113.00	\$23,739.88	\$2,682,606.44
Family	274.00	\$29,454.72	\$8,070,593.28
Employee Cost Sharing Contribution (enter as negative -)			(\$2,493,087.28)
Subtotal	699.00	\$80,852.84	\$11,968,529.84
<u>Elected Officials - Health Benefits - Annual Cost</u>			
Single Coverage			\$0.00
Parent & Child			\$0.00
Employee & Spouse (or Partner)	4	\$23,739.88	\$94,959.52
Family			\$0.00
Employee Cost Sharing Contribution (enter as negative -)			(\$6,912.72)
Subtotal	4.00	\$23,739.88	\$88,046.80
<u>Retirees - Health Benefits - Annual Cost</u>			
Single Coverage	244	\$8,224.99	\$2,006,897.56
Parent & Child	10	\$17,763.34	\$177,633.40
Employee & Spouse (or Partner)	199	\$18,330.32	\$3,647,733.68
Family	58	\$31,921.77	\$1,851,462.66
Employee Cost Sharing Contribution (enter as negative -)			(\$240,000.00)
Subtotal	511.00	\$76,240.42	\$7,443,727.30
GRAND TOTAL	1,214.00	\$180,833.14	\$19,500,303.94

Note - other health insurances such as dental and vision are not included in this analysis unless included in the employees total premium. Therefore, the total from this sheet may not agree with the budgeted appropriation.

Is medical coverage provided by the SHBP (Yes or No)?

NO

Is prescription drug coverage provided by the SHBP (Yes or No)?

NO

**USER FRIENDLY BUDGET SECTION
ACCUMULATED ABSENCE LIABILITY**

Organization/Individuals Eligible for Benefit	Gross Days of Accumulated Absence	Dollar Value of Compensated Absences	Legal basis for benefit (check applicable items)		
			Approved Labor Agreement	Local Ordinance	Individual Employment Agreement
Business Administrator	185.00	\$16,396.55			
Chief Financial Officer	100.00	\$30,153.92			
Municipal Clerk	302.00	\$47,146.37			
Police Director	502.00	\$30,529.06			X
DPW Director	314.00	\$44,285.64			
Planning Director	333.00	\$68,420.50			
Health Director	250.00	\$42,279.10			
Recreation Director	176.00	\$42,309.00			
Municipal Court Director	394.00	\$23,664.62			X
Administration and all other	16894.00	\$1,742,874.88	X		
Public Works	21972.00	\$2,503,870.28	X		
Code Enforcement	1618.00	\$230,699.96	X		
Police	29473.00	\$6,118,103.94	X		
Sewer Utility	5287.00	\$765,178.45	X		
Recreation Utility	875.00	\$89,526.48	X		
Totals	78675.00	\$11,795,438.75			
Total Funds Reserved as of end of 2015					
Total Funds Appropriated in 2016					

USER FRIENDLY BUDGET SECTION - OUTSTANDING DEBT; PER CAPITA AND BUDGET IMPACT

	Gross Debt	Deductions	Net Debt	Current Year				
				Budget	2017 Budget	2018 Budget	All Additional Future Years' Budgets	
Local School Debt	\$66,600,000.00	\$66,600,000.00	\$0.00	Utility Fund - Principal	\$11,871,000.00	\$3,513,706.00	\$3,666,706.00	\$34,330,000.00
Regional School Debt	\$0.00	\$0.00	\$0.00	Utility Fund - Interest	\$1,916,039.00	\$1,635,800.00	\$1,509,869.00	\$8,566,944.00
Utility Fund Debt				Bond Anticipation Notes - Principal	\$7,722,161.00	\$4,037,721.00	\$3,139,150.00	
Parking			\$0.00	Bond Anticipation Notes - Interest	\$681,237.00			
Sewer	\$55,622,855.00	\$55,622,855.00	\$0.00	Bonds - Principal	\$9,330,000.00	\$9,665,000.00	\$9,320,000.00	\$43,265,000.00
Marina/Boat Launch			\$0.00	Bonds - Interest	\$2,470,451.00	\$2,182,053.00	\$1,897,023.00	\$4,336,882.00
Recreation	\$15,521,832.00	\$15,521,832.00	\$0.00	Loans & Other Debt - Principal	\$25,697.00	\$25,800.00	\$25,905.00	\$229,169.00
0			\$0.00	Loans & Other Debt - Interest	\$341.00	\$239.00	\$134.00	\$27.00
0			\$0.00	Total	\$34,016,926.00	\$21,060,319.00	\$19,558,787.00	\$90,728,022.00
Municipal Purposes				Total Principal	\$28,948,858.00	\$17,242,227.00	\$16,151,761.00	\$77,824,169.00
Debt Authorized	\$15,090,859.00		\$15,090,859.00	Total Interest	\$5,068,068.00	\$3,818,092.00	\$3,407,026.00	\$12,903,853.00
Notes Outstanding	\$68,643,000.00	\$43,461.00	\$68,599,539.00	% of Total Current Year Budget	18.17%			
Bonds Outstanding	\$71,580,000.00		\$71,580,000.00	Description	Debt Not Listed Above			
Loans and Other Debt	\$306,571.00		\$306,571.00	Total Guarantees - Governmental				
Total (Current Year)	\$293,365,117.00	\$137,788,148.00	\$155,576,969.00	Total Guarantees - Other				
				Total Capital/Equipment Leases				
Population (2010 census)	99,585			Total Other				
Per Capita Gross Debt	\$2,945.88			Bond Rating	Moody's	Standard & Poors	Fitch	
Per Capita Net Debt	\$1,562.25			Rating	Aa2	AA+		
3 Yr. Average Property Valuation		\$10,810,680,264.00		Year of Last Rating	2011	2014		
Net Debt as % of 3 Year Avg Property Valuation		1.44%		Mark "X" if Municipality has no bond rating				

USER FRIENDLY BUDGET SECTION - SHARED SERVICES PROVIDED AND RECEIVED

Providing or Receiving Services?	Providing Services To/Receiving Services From	Type of Shared Service Provided	Notes (Enter more specifics if needed)	Begin Date	End Date	Amount to be Received/Paid
Providing	to South Plainfield	Wastewater Sampling	as utilized	1/1/2014	12/31/2015	
Providing	to Board of Fire Commissioners District #12	Public Work Services & Qualified Purchasing Agent	as utilized	9/3/2013	9/3/2023	
Providing	to Board of Fire Commissioners District # 5	Qualified Purchasing Agent	as utilized	5/3/2015	-	
Providing	to Board of Fire Commissioners District #1	Paving	as utilized	10/2/2013	10/2/2015	
Providing	to Board of Fire Commissioners District #11	Public Works Services	as utilized	4/10/2015	-	
Providing	to Board of Fire Commissioners District #7	Dispatch Services	as utilized	9/1/2014	12/31/2016	
Providing	to Board of Fire Commissioners District #4 and District #8	Public Work Services & Qualified Purchasing Agent	as utilized	05/2015	-	
Providing	to Borough of Carteret	Court Administrator Services	as utilized	1/1/2015	12/31/2015	
Providing	to Borough of Milltown	Animal Control Services		2/1/2015	1/31/2016	\$10,500.00
Providing	to Borough of Roselle Park	Animal Control Services		5/1/2015	4/30/2016	\$19,700.00
Providing	to South Amboy	Animal Control Services		5/1/2015	4/30/2016	\$12,600.00
Providing	to City of Rahway	Inspection, enforcement, & plan review	as utilized	1/1/2008	-	
Providing	to City of Rahway	Tax Collection Services		1/1/2013	-	\$48,000.00
Providing	to County of Middlesex	Crack Sealing of County Parks	as utilized	6/30/2015	-	
Providing	to Free Public Library of Woodbridge	Accounting Services		6/21/2015	6/21/2016	
Providing	to Free Public Library of Woodbridge	Provide various supplies & DPW Services	as utilized	6/30/2015	-	
Providing	to Perth Amboy	Digital Trunked Radio System	as utilized	5/1/2012	4/30/2019	
Providing	to Perth Amboy	Solid Waste Collection	as utilized	9/1/2014	12/31/2015	\$263,093.00
Providing	to Township of Edison	Elevator Subcode Permitting & Inspecting	per inspection	4/10/2015	4/9/2019	\$469,660.00
Providing	to Township of Edison	Industrial Wastewater Sampling	as utilized	7/1/2014	6/30/2016	
Providing	to Woodbridge Redevelopment Agency	Facilitation of Redevelopment Efforts	as utilized	1/1/2007	-	
Providing	to Woodbridge Township BOE	Custodial Services	as utilized	7/1/2015	6/30/2017	\$16,500,000.00
Providing	to Woodbridge Township BOE	Joint Purchasing Agreement	as utilized	6/30/2015	-	
Providing	to Woodbridge Township BOE	Part-time Grant Writing Services	as utilized	6/30/2015	-	
Providing	to Woodbridge Township BOE	Public Works Services & Security Services	as utilized	7/1/2015	6/30/2025	
Providing	to Woodbridge Township BOE	Shared Computer Resources		7/1/2015	6/30/2016	\$143,510.00
Providing	to Woodbridge Township BOE	Shared use of Cable Television Facilities	as utilized	7/1/2015	6/30/2016	
Providing	to Woodbridge Township Housing Authority	Provide various supplies & DPW Services	as utilized	-	1/15/2016	
Providing	to County of Middlesex	CFC Recovery	as utilized	1/1/2014	12/31/2015	
Receiving	from County of Middlesex	Food Concession Services at Roosevelt Park Ice Rink		11/21/2014	11/21/2016	
Receiving	from County of Middlesex	Hazmat Cost Recovery Program	as utilized	1/1/2014	12/31/2015	
Receiving	from County of Middlesex	Paint Collection Program	as utilized	1/1/2014	12/31/2015	
Receiving	from County of Middlesex	Senior Citizen Transportation Services		1/1/2015	12/31/2016	\$381,809.00
Receiving	from County of Middlesex	Used Tire Collection/Recycling	as utilized	1/1/2014	12/31/2015	
Receiving	from Woodbridge Township BOE	Transportation for Summer Rec Camps	as utilized	6/22/2015	8/28/2015	\$32,100.00

USER FRIENDLY BUDGET SECTION - LIST OF AUTHORITIES AND FIRE DISTRICTS

Please set forth below the names of all authorities and fire districts that serve your municipality

MCUA (Middlesex County Utilities Authority)
RVSA (Rahway Valley Sewerage Authority)
Woodbridge Fire Department
Port Reading Fire Company
Keasbey Fire Department
Avenel Fire Department
Fords Fire Company
Hopelawn Engine Company
Iselin Fire Company
Iselin Chemical Hook & Ladder
Colonia Fire Department

USER FRIENDLY BUDGET SECTION - Notes

(Press ALT-Enter to go to a new line in each cell)
